



ANNUAL FINANCIAL REPORT

AUGUST 31, 2023 and 2022

CLARENDON COLLEGE
ANNUAL FINANCIAL REPORT
FOR THE YEARS ENDED AUGUST 31, 2023 AND 2022
TABLE OF CONTENTS

	<u>Page</u>	<u>Exhibit</u>
INTRODUCTORY SECTION		
Organizational Data	1	
FINANCIAL SECTION		
Independent Auditor's Report	2-4	
Management's Discussion and Analysis (Required Supplementary Information)	5-14	
<u>Basic Financial Statements</u>		
Statements of Net Position	15	1
Statements of Fiduciary Net Position	16	1.1
Statements of Revenues, Expenses and Changes in Net Position	17	2
Statements of Cash Flows	18	3
Notes to the Financial Statements	19-44	
REQUIRED SUPPLEMENTARY INFORMATION		
Schedule of College's Proportionate Share of the Net Pension Liability	45	4
Schedule of College's Contributions for Pensions	46	5
Schedule of College's Proportionate Share of the Net OPEB Liability	47	6
Schedule of College's Contributions for OPEB	48	7
SUPPLEMENTAL SCHEDULES		
		<u>Schedule</u>
Schedule of Operating Revenues	49	A
Schedule of Operating Expenses by Object	50	B
Schedule of Non-Operating Revenues and Expenses	51	C
Schedule of Net Position by Source and Availability	52	D
Schedule of Expenditures of Federal Awards	53	E
Schedule of Expenditures of State Awards	54	F
OVERALL COMPLIANCE AND INTERNAL CONTROL SECTION		
Independent Auditor's Report on Internal Control Over Financial Reporting and on Compliance and Other Matters Based on an Audit of Financial Statements Performed in Accordance with <i>Government Auditing Standards</i>	55-56	
FEDERAL AWARDS SECTION		
Independent Auditor's Report on Compliance For Each Major Federal Program and Report on Internal Control Over Compliance Required by the Uniform Guidance	57-59	
Schedule of Findings and Questioned Costs	60-62	
Corrective Action Plan	63	
Summary Schedule of Prior Audit Findings	64	

CLARENDON COLLEGE
ORGANIZATIONAL DATA
FOR THE FISCAL YEAR 2022-23

Board of Regents

	<u>Officers</u>	<u>Term Expires</u>
Tommy Waldrop	Chair	2024
Carey Wann	Vice-Chair	2026
James "Jim" Shelton	Secretary	2028

Members

Chris Matthews	2026
Lon Adams	2024
Dr. Guy Ellis	2026
Dr. Brittney Word	2028
Janice Knorpp	2024
Shaun O'Keefe	2028

Principal Administrative Officers

Texas Buckhaults – President
Brad Vanden Boogaard – Vice President of Academic Affairs
Will Thompson – Vice President of Information Technology
Michael Metcalf – Comptroller

Financial Section

November 16, 2023

**To the Board of Regents
Clarendon College
Clarendon, Texas**

INDEPENDENT AUDITOR'S REPORT

Report on the Audit of the Financial Statements

Opinions

We have audited the financial statements of the business-type and fiduciary activities of Clarendon College (the "College") as of and for the years ended August 31, 2023 and 2022, and the related notes to the financial statements, which collectively comprise the College's basic financial statements as listed in the table of contents.

In our opinion, the accompanying financial statements referred to above present fairly, in all material respects, the respective financial position of the business-type and fiduciary activities of the College as of August 31, 2023 and 2022, and the respective changes in financial position, and, where applicable, cash flows thereof for the years then ended in accordance with accounting principles generally accepted in the United States of America.

Basis for Opinions

We conducted our audits in accordance with auditing standards generally accepted in the United States of America (GAAS) and the standards applicable to financial audits contained in *Government Auditing Standards (Government Auditing Standards)*, issued by the Comptroller General of the United States. Our responsibilities under those standards are further described in the Auditor's Responsibilities for the Audit of the Financial Statements section of our report. We are required to be independent of the College and to meet our other ethical responsibilities, in accordance with the relevant ethical requirements relating to our audits. We believe that the audit evidence we have obtained is sufficient and appropriate to provide a basis for our audit opinions.

Change in Accounting Principle

As described in **Note 22** to the financial statements, in the fiscal year ending August 31, 2023, the College adopted new accounting guidance, GASB Statement No. 96, *Subscription-Based Information Technology Arrangements*. Our opinion is not modified with respect to this matter.

Responsibilities of Management for the Financial Statements

Management is responsible for the preparation and fair presentation of these financial statements in accordance with accounting principles generally accepted in the United States of America and for the design, implementation, and maintenance of internal control relevant to the preparation and fair presentation of financial statements that are free from material misstatement, whether due to fraud or error.

In preparing the financial statements, management is required to evaluate whether there are conditions or events, considered in the aggregate, that raise substantial doubt about the College's ability to continue as a going concern for twelve months beyond the financial statement date, including any currently known information that may raise substantial doubt shortly thereafter.

Auditor's Responsibilities for the Audit of the Financial Statements

Our objectives are to obtain reasonable assurance about whether the financial statements as a whole are free from material misstatement, whether due to fraud or error, and to issue an auditor's report that includes our opinions. Reasonable assurance is a high level of assurance but is not absolute assurance and therefore is not a guarantee that an audit conducted in accordance with GAAS and *Government Auditing Standards* will always detect a material misstatement when it exists. The risk of not detecting a material misstatement resulting from fraud is higher than for one resulting from error, as fraud may involve collusion, forgery, intentional omissions, misrepresentations, or the override of internal control. Misstatements are considered material if there is a substantial likelihood that, individually or in the aggregate, they would influence the judgment made by a reasonable user based on the financial statements.

In performing an audit in accordance with GAAS and *Government Auditing Standards*, we

- Exercise professional judgment and maintain professional skepticism throughout the audit.
- Identify and assess the risks of material misstatement of the financial statements, whether due to fraud or error, and design and perform audit procedures responsive to those risks. Such procedures include examining, on a test basis, evidence regarding the amounts and disclosures in the financial statements.
- Obtain an understanding of internal control relevant to the audit in order to design audit procedures that are appropriate in the circumstances, but not for the purpose of expressing an opinion on the effectiveness of the College's internal control. Accordingly, no such opinion is expressed.
- Evaluate the appropriateness of accounting policies used and the reasonableness of significant accounting estimates made by management, as well as evaluate the overall presentation of the financial statements.
- Conclude whether, in our judgment, there are conditions or events, considered in the aggregate, that raise substantial doubt about the College's ability to continue as a going concern for a reasonable period of time.

We are required to communicate with those charged with governance regarding, among other matters, the planned scope and timing of the audit, significant audit findings, and certain internal control-related matters that we identified during the audit.

Required Supplementary Information

Accounting principles generally accepted in the United States of America require that Management's Discussion and Analysis on pages 5-14, Schedule of College's Proportionate Share of the Net Pension Liability, Schedule of College's Contributions for Pensions, Schedule of College's Proportionate Share of Net OPEB Liability, and Schedule of College's Contributions for OPEB on pages 45-48 be presented to supplement the basic financial statements. Such information is the responsibility of management and, although not a part of the basic financial statements, is required by the Governmental Accounting Standards Board which considers it to be an essential part of financial reporting for placing the basic financial statements in an appropriate operational, economic, or historical context. We have applied certain limited procedures to the required supplementary information in accordance with auditing standards generally accepted in the United States of America, which consisted of inquiries of management about the methods of preparing the information and comparing the information for consistency with management's responses to our inquiries, the basic financial statements, and other knowledge we obtained during our audit of the basic financial statements. We do not express an opinion or provide any assurance on the information because the limited procedures do not provide us with sufficient evidence to express an opinion or provide any assurance.

Supplementary Information

Our audit was conducted for the purpose of forming opinions on the financial statements that collectively comprise the College's basic financial statements. The supporting schedules (Schedules A-F), including the schedule of expenditures of federal awards as required by Title 2 U.S. *Code of Federal Regulations (CFR) Part 200, Uniform Administrative Requirements, Cost Principles, and Audit Requirements for Federal Awards* are presented for the purposes of additional analysis and are not a required part of the basic

financial statements. Such information is the responsibility of management and was derived from and relates directly to the underlying accounting and other records used to prepare the basic financial statements. The information has been subjected to the auditing procedures applied in the audit of the basic financial statements and certain additional procedures, including comparing and reconciling such information directly to the underlying accounting and other records used to prepare the basic financial statements or to the basic financial statements themselves, and other additional procedures in accordance with auditing standards generally accepted in the United States of America. In our opinion, the supporting schedules, which include the schedule of expenditures of federal awards and the schedule of expenditures of state awards, are fairly stated in all material respects in relation to the basic financial statements as a whole.

Other Information

Management is responsible for the other information included in the annual report. The other information comprises the introductory (organizational data) but does not include the basic financial statements and our auditor's report thereon. Our opinions on the basic financial statements do not cover the other information, and we do not express an opinion or any form of assurance thereon.

In connection with our audit of the basic financial statements, our responsibility is to read the other information and consider whether a material inconsistency exists between the other information and the basic financial statements, or the other information otherwise appears to be materially misstated. If, based on the work performed, we conclude that an uncorrected misstatement of the other information exists, we are required to describe it in our report.

Other Reporting Required by *Government Auditing Standards*

In accordance with *Government Auditing Standards*, we have also issued our report dated November 16, 2023, on our consideration of the College's internal control over financial reporting and on our tests of its compliance with certain provisions of laws, regulations, contracts, grant agreements, and other matters. The purpose of that report is to describe the scope of our testing of internal control over financial reporting and compliance and the results of that testing, and not to provide an opinion on internal control over financial reporting or compliance. That report is an integral part of an audit performed in accordance with *Government Auditing Standards* in considering the College's internal control over financial reporting and compliance.

Condley and Company, L.L.P.

Certified Public Accountants

**Management's Discussion and Analysis
Required Supplementary Information**

Discussion of Currently Known Facts, Decisions, or Conditions:

Clarendon College (CC) saw an improvement in overall net position in Fiscal Year 23 that ended on August 31, 2023 based mainly on two causes.

- 1.) a decrease in student enrollment over FY23 that was offset by an increase in tuition and fees, and
- 2.) continued use of HEERF funds.

The decrease in student enrollment can be primarily explained by the National Junior College Athletic Association (NJCAA) allowing an additional year of eligibility (3) for student-athletes to participate in NJCAA-sanctioned sports went away during this year. Two Sophomore classes effectively graduated in May of 2022. CC participates in the following NJCAA Division I sports: Men's (M) and Women's (W) Basketball, M Baseball, W Softball, W Volleyball, M & W Cross Country, and Track.

CC also continued to utilize Higher Education Emergency Relief Funds (HEERF) to provide financial assistance to students affected by the pandemic and, to defray expenses related to increased health safety and social distancing activities to prevent the spread of COVID-19.

During December 2022, the Pampa Center experienced significant flooding caused by a leak in the fire suppression system. While professional water extraction started within five hours from flooding onset, the Pampa Center suffered major damages to floors and walls. Most of this repair was covered by an insurance claim reimbursement. The Clarendon Campus had damage to the floor of the Bulldog Gym caused by a leak in the concession area. Damage to the floor structure was significant enough to cause the floor to be replaced over the Summer. Areal flooding in the city of Amarillo damaged the Amarillo Center, resulting in an insurance claim and major renovations at this site and also relocation of the Cosmetology Center for a number of months.

CLARENDON COLLEGE
MANAGEMENT'S DISCUSSION AND ANALYSIS
Fiscal Year Ending August 31, 2023

This section presents the management's discussion and analysis of the financial performance of Clarendon College during the fiscal year ending August 31, 2023. This discussion and analysis focuses on current activities, resulting changes and the currently known facts, and should be read in conjunction with the accompanying financial statements and footnotes. The financial analysis is for fiscal year 2023, with fiscal year 2022 data for comparative purposes. The financial statements, footnotes and discussion are the responsibility of the College management.

Using the Annual Financial Report:

In June 1999, the Governmental Accounting Standards Board (GASB) released Statement No. 34, Basic Financial Statements and Management's Discussion and Analysis for State and Local Governments. Statement No. 34 requires a comprehensive look at the entity as a whole and the depreciation of capital assets. In November 1999, GASB issued Statement No. 35, Basic Financial Statements and Management's Discussion and Analysis for Public Colleges and Universities, which applies the provisions of Statement No. 34 to public colleges and universities.

The financial report for the College includes the Statement of Net Assets; Statement of Revenues, Expenses, and Changes in Net Assets; and Statement of Cash Flow. These statements are prepared under the accrual basis of accounting and in accordance with GASB principles.

CLARENDON COLLEGE
MANAGEMENT'S DISCUSSION AND ANALYSIS
Fiscal Year Ending August 31, 2023

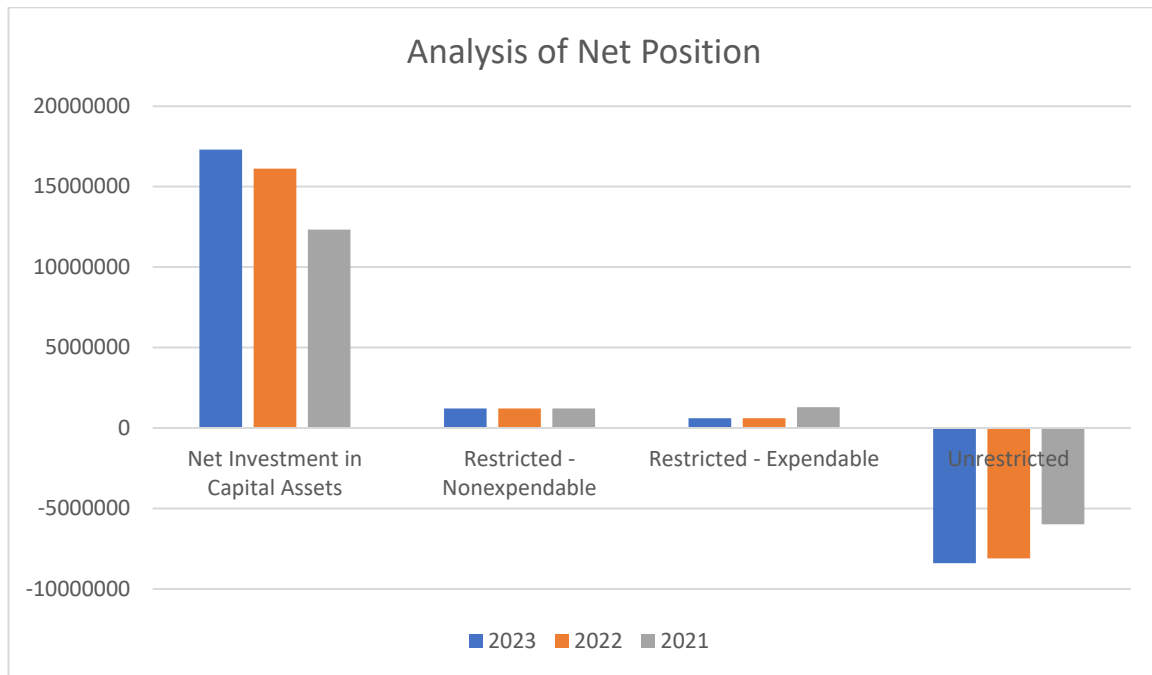
The following is a comparison of net position and net investment in capital assets at August 31, 2023, 2022, and 2021.

Condensed Statements of Net Position as of August 31, 2023, 2022, and 2021 (in Thousands):

	2023	2022	2021
Current Assets:			
Cash and cash equivalents	3,525	2,885	2,247
Accounts receivable (net)	465	360	153
Inventories	23	23	23
Prepaid expenses	16	13	164
Total Current Assets	4,029	3,281	2,587
Noncurrent Assets:			
Restricted cash and cash equivalents	13	12	21
Restricted investments	592	596	599
Endowment investments	1,214	1,214	1,215
Other long-term investments	1,260	1,254	1,249
Real estate held as investments by endowments	-	-	530
Deposits	21	21	21
Right of use assets - operating leases, net	718	77	-
Capital assets (net)	16,987	16,581	15,124
Total noncurrent assets	20,805	19,755	18,759
Total assets	24,834	23,036	21,346
Deferred Outflows of Resources	3,397	3,209	3,860
Current Liabilities:			
Accounts payable and accrued liabilities	891	662	256
Unearned revenues	709	609	443
Other Current Liabilities	558	402	462
Total Current Liabilities	2,158	1,673	1,161
Total Noncurrent Liabilities	11,592	11,615	12,687
TOTAL LIABILITIES	13,750	13,288	13,848
TOTAL DEFERRED INFLOWS OF RESOURCES	3,770	3,120	2,421
NET POSITION			
Net investment in capital assets	17,295	16,119	12,325
Nonexpendable:	1,214	1,215	1,215
Restricted for Expendable	605	608	1,292
Unrestricted	(8,404)	(8,105)	(5,994)
TOTAL NET POSITION	10,710	9,837	8,838

CLARENDON COLLEGE
 MANAGEMENT'S DISCUSSION AND ANALYSIS
 Fiscal Year Ending August 31, 2023

In fiscal year 2023, the College saw an increase in total current assets for the previous year. This is primarily due to increased cash on hand and increased accounts receivable. Non-current assets stayed relatively flat. Total net position increased by \$873,676 from 2022 to 2023. The driving factor of this was increased cash balance.



CLARENDON COLLEGE
MANAGEMENT'S DISCUSSION AND ANALYSIS
Fiscal Year Ending August 31, 2023

Condensed Statements of Revenues, Expenses, and Changes in Net Position as of August 31, 2023, 2022, and 2021 (in thousands):

	2023	2022	2021
Operating Revenues:			
Tuition and fees (net of discounts)	3,368	3,241	2,637
Federal grants and contracts	1,229	2,600	2,282
State grants and contracts	382	326	297
Local grants and contracts	1,130	1,031	1,032
Auxiliary enterprises (net of discounts)	453	742	579
Other operating revenues	1,010	602	195
Total Operating Revenues	7,572	8,542	7,022
Operating Expenses:			
Instruction	3,718	4,169	3,840
Academic support	506	516	492
Student services	667	675	693
Institutional support	2,185	3,980	2,472
Operation and maintenance of plant	1,601	1,290	1,195
Scholarships and fellowships	743	745	730
Auxiliary enterprises	1,676	1,725	1,308
Depreciation	991	770	720
Total Operating Expenses	12,087	13,870	11,450
Operating Loss	(4,515)	(5,328)	(4,428)
NON-OPERATING REVENUES (EXPENSES)			
State appropriations	3,384	3,384	3,540
Maintenance ad valorem taxes	783	713	671
Federal revenue, non-operating	1,819	1,974	1,962
Gifts	73	23	318
Rental Income	10	3	-
Investment income	32	34	34
Interest on capital related debt	(109)	(103)	(141)
Gain on disposal of fixed assets	(603)	298	3
Contributions in aid of construction	-	-	63
Other non-operating revenues (expenses)	-	-	30
Net Non-Operating Revenues	5,389	6,326	6,480
Increase in Net Position	874	998	2,052
Net position - beginning of year	9,836	8,838	6,786
Net position - end of year	10,710	9,836	8,838

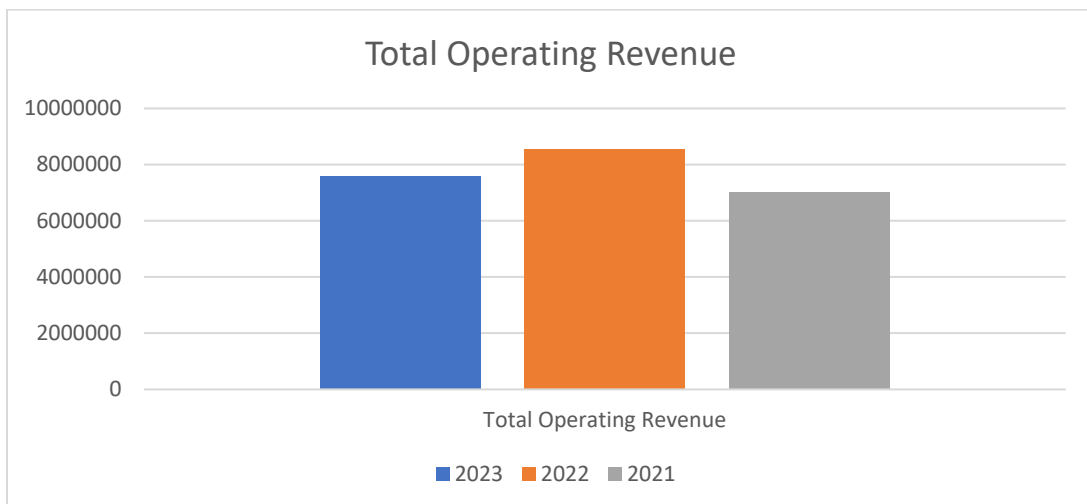
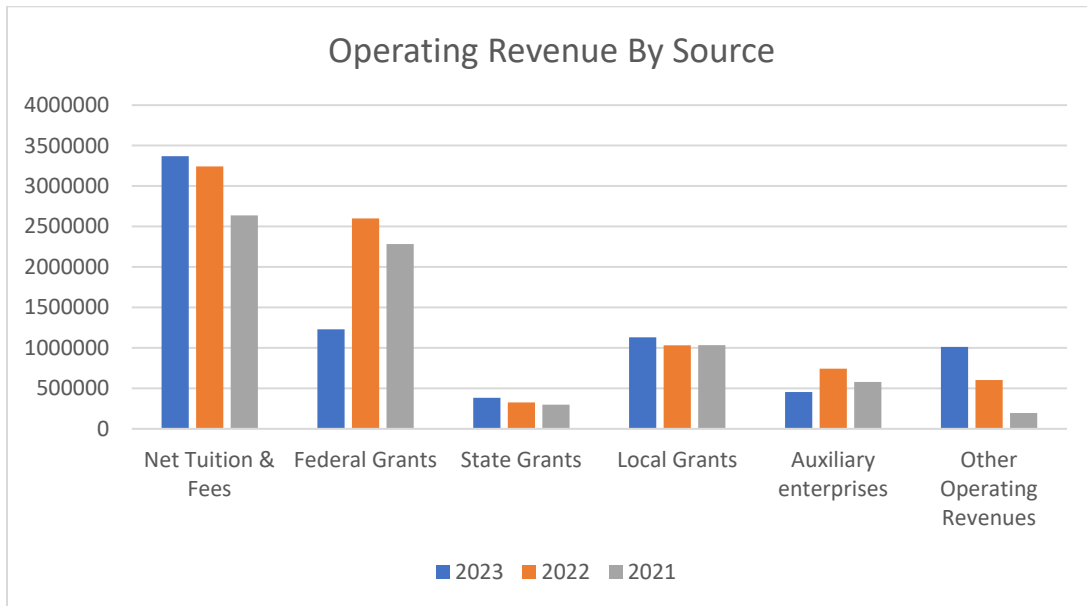
CLARENDON COLLEGE
 MANAGEMENT'S DISCUSSION AND ANALYSIS
 Fiscal Year Ending August 31, 2023

Tuition and fees increased slightly from 2022 to 2023. The primary driver was a net decrease in enrollment, a net increase in tuition and fees and continued use of Higher Education Emergency Relief Fund (HEERF) grants.

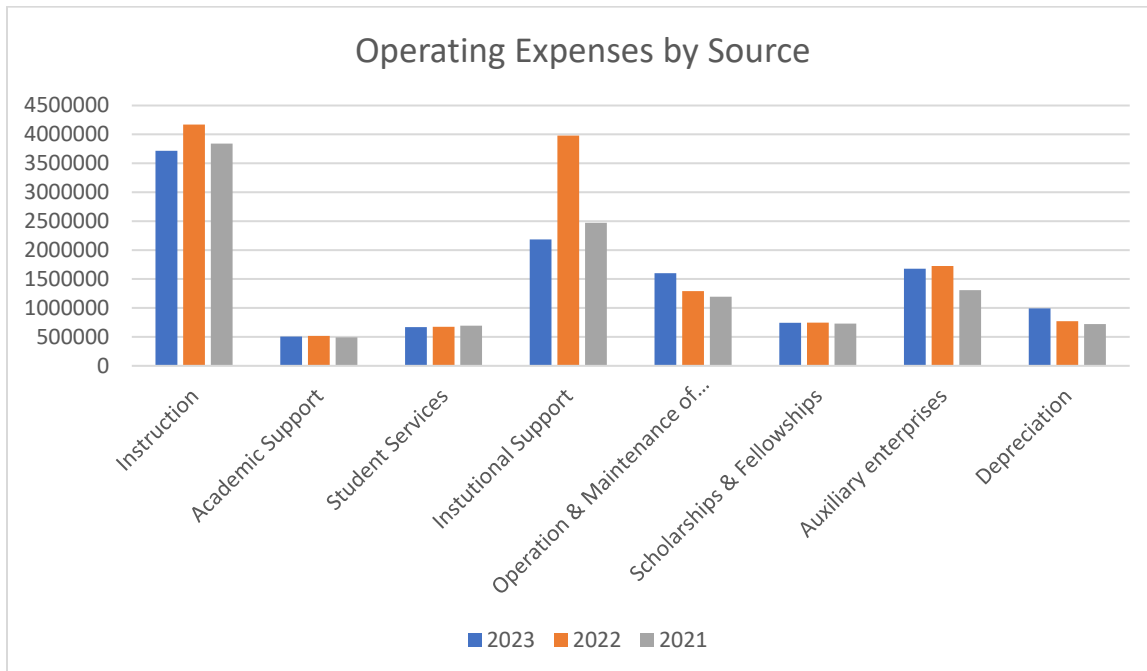
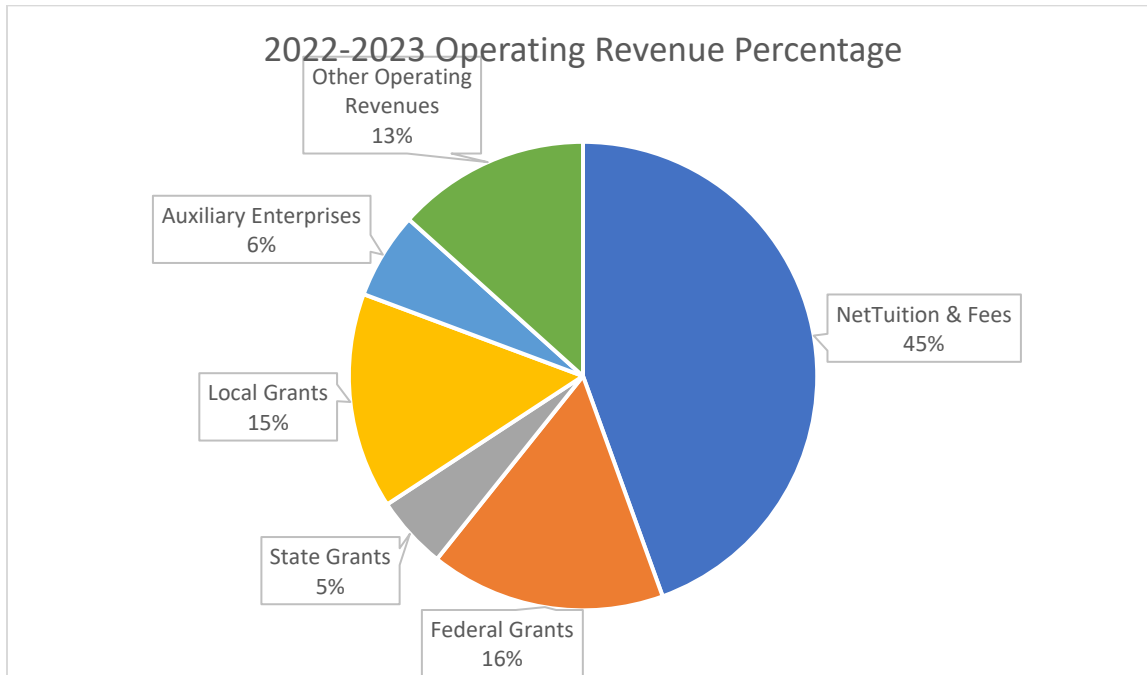
Operating expenses for 2023 decreased due to lower instruction costs netted with an increase in Institution Support and Operation and maintenance of plant.

Non-operating revenues and expenses decreased slightly.

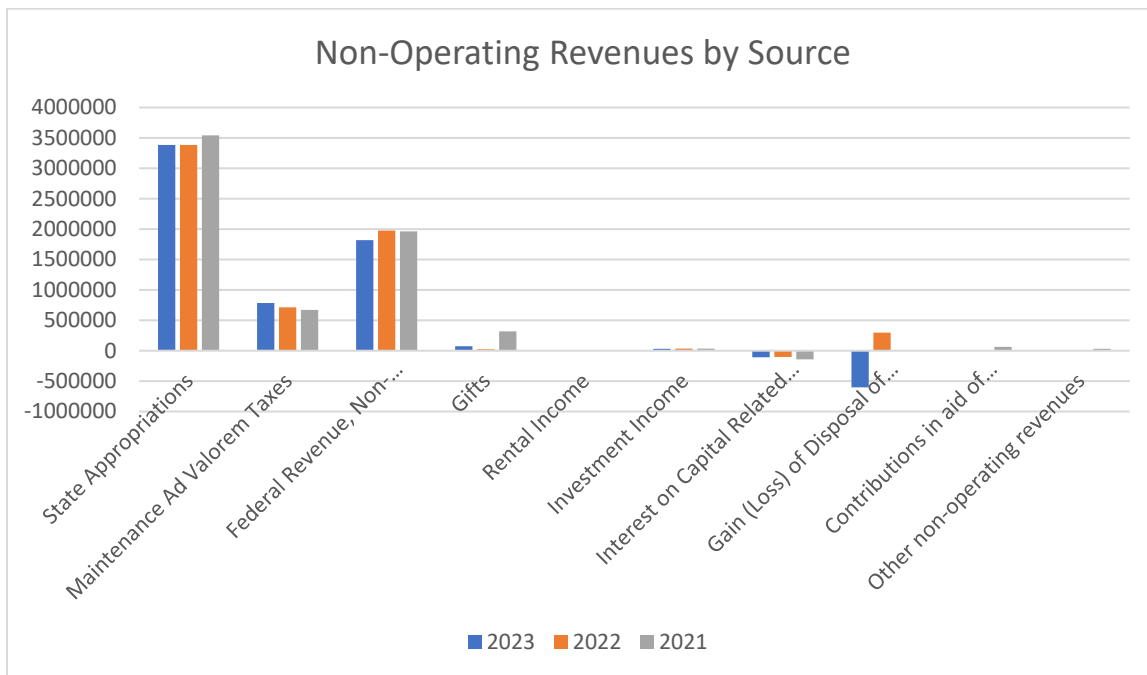
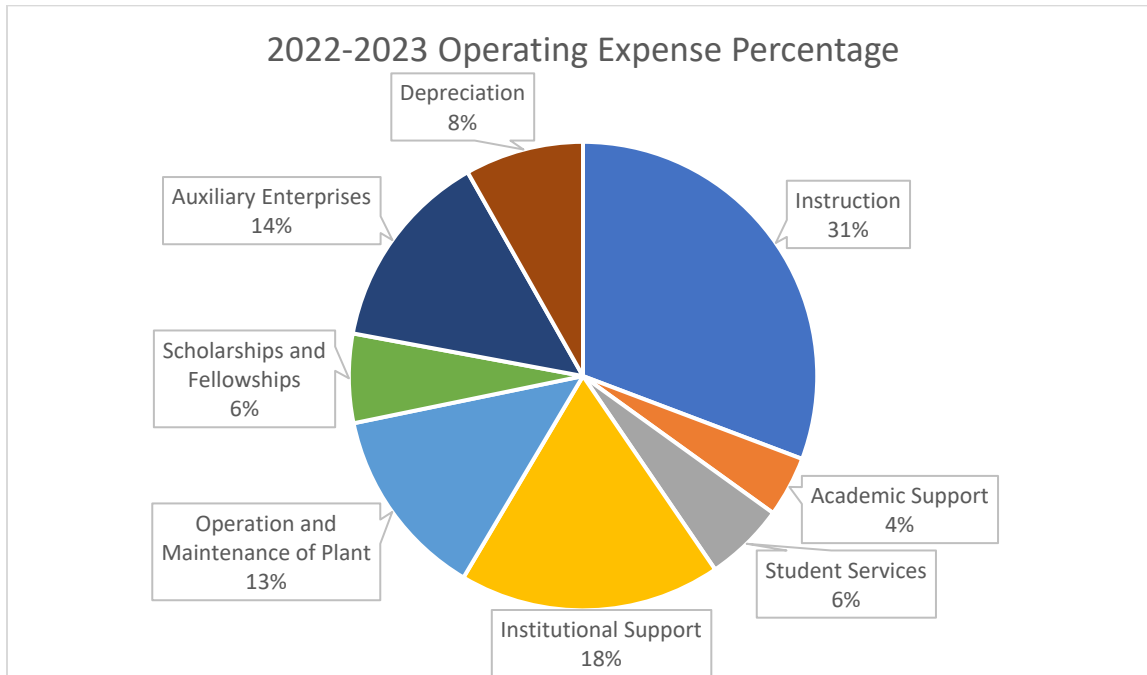
The following charts are an Analysis of Revenue and Expenses as of August 31, 2023, 2022, and 2021:



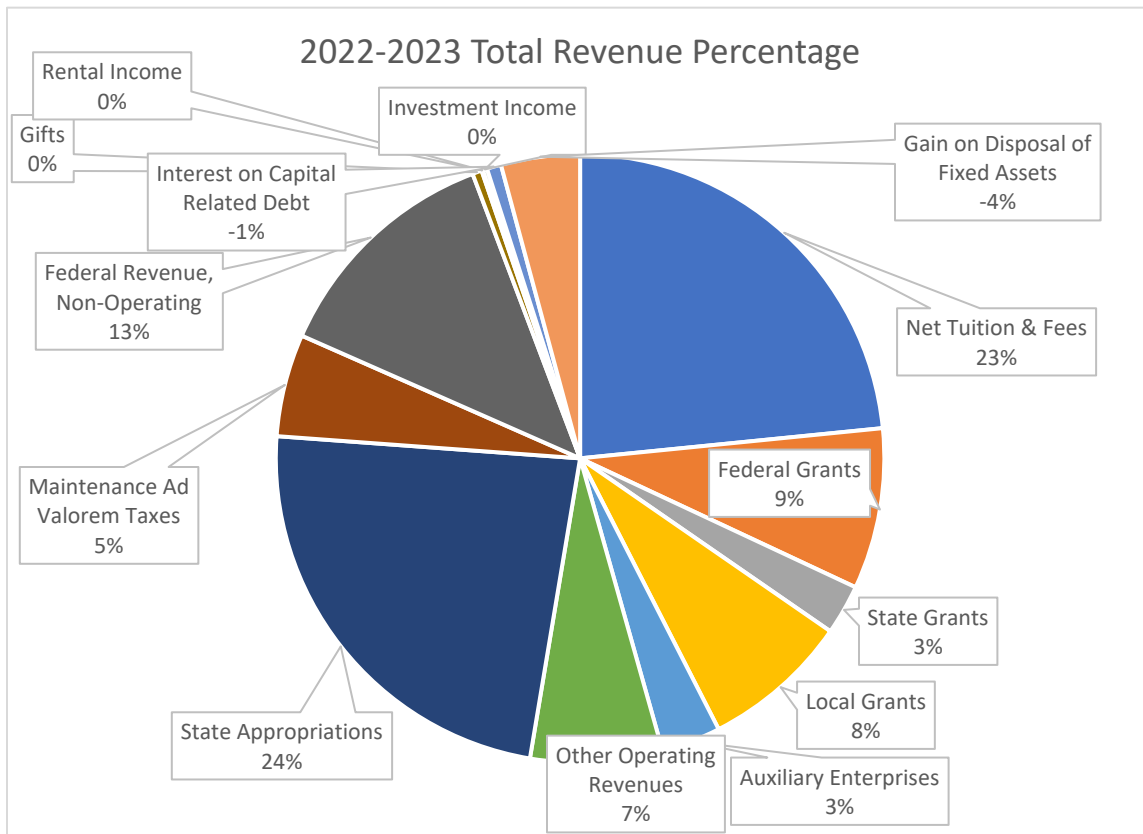
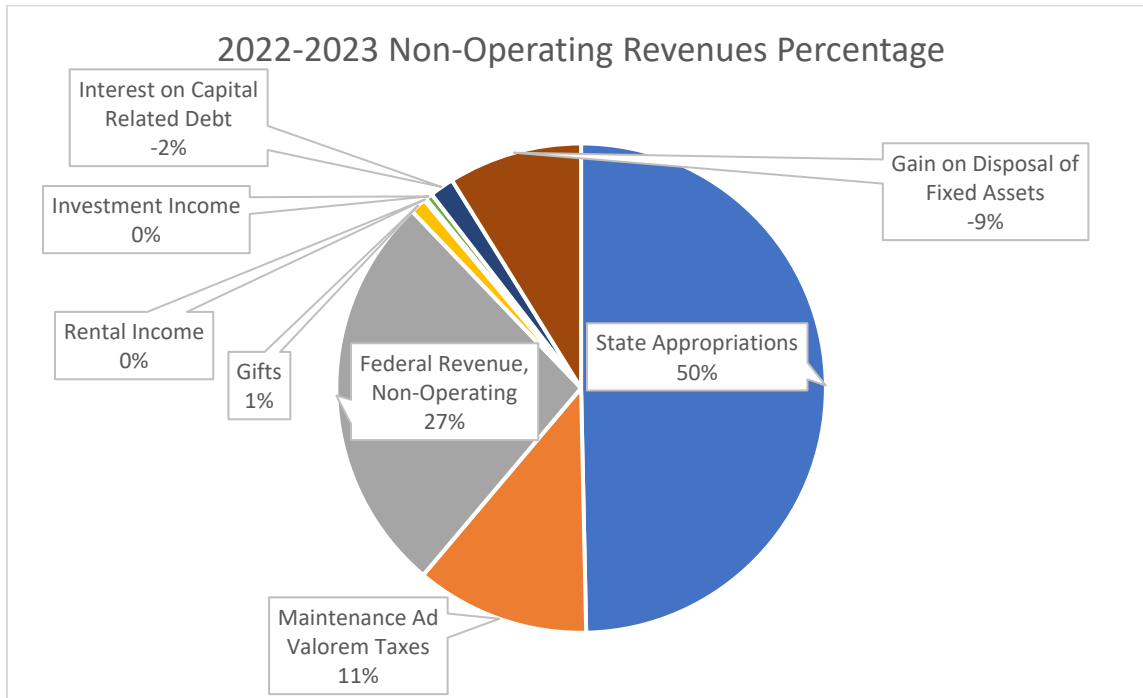
CLARENDON COLLEGE
 MANAGEMENT'S DISCUSSION AND ANALYSIS
 Fiscal Year Ending August 31, 2023



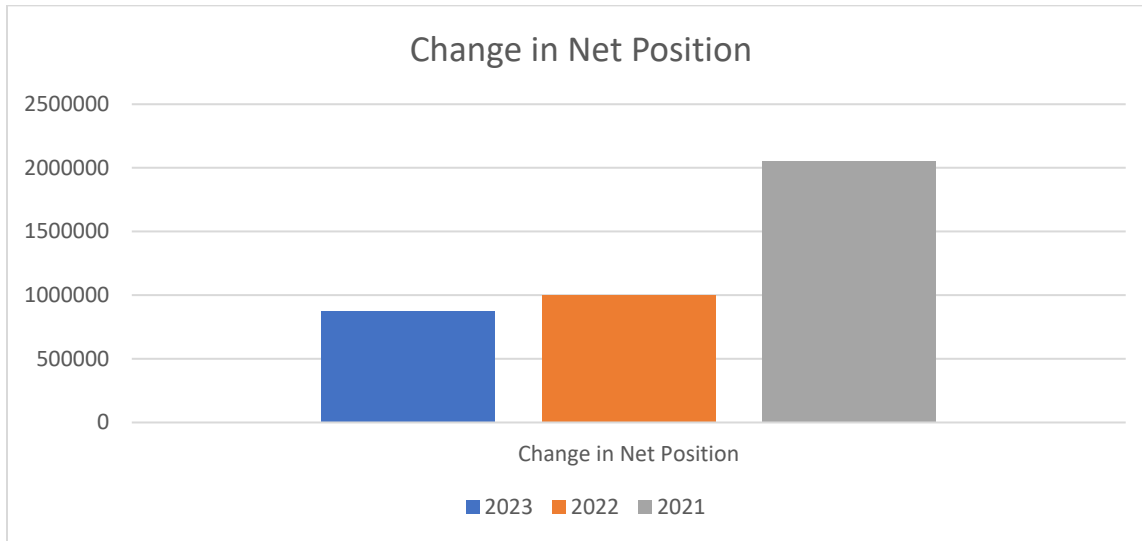
CLARENDON COLLEGE
 MANAGEMENT'S DISCUSSION AND ANALYSIS
 Fiscal Year Ending August 31, 2023



CLARENDON COLLEGE
 MANAGEMENT'S DISCUSSION AND ANALYSIS
 Fiscal Year Ending August 31, 2023



CLARENDON COLLEGE
MANAGEMENT'S DISCUSSION AND ANALYSIS
Fiscal Year Ending August 31, 2023



Statement of Cash Flows as of August 31, 2023 and 2022 (in thousands):

	2023	2022	2021
Cash provided by (used in):			
Operating Activities	(2,923,084)	(3,640,488)	(3,316,489)
Non-Capital Financing Activities	6,058,615	6,094,901	5,916,524
Capital and related financing Activities	(2,524,829)	(2,686,025)	(1,348,201)
Investing Activities	29,067	860,968	136,750
Net Increase (Decrease)	639,769	629,356	1,388,584
Cash and cash equivalents, beginning of year	2,898,042	2,268,686	880,102
Cash and cash equivalents, end of year	3,537,811	2,898,042	2,268,686

This statement is used to determine the College's ability to meet its obligations and to determine if external financing is needed.

Overall, cash accounts had higher balances at year end over the previous year. Capital Reserves decreased by \$95,829.29 from 2022 to 2023 due to repairs to Capital Items throughout the year and the continual efforts to build that account back to a balance that best serves the College.

Basic Financial Statements

CLARENDON COLLEGE
STATEMENTS OF NET POSITION
AUGUST 31, 2023 AND 2022
EXHIBIT 1

	<u>2023</u>	<u>2022</u>
ASSETS		
Current Assets:		
Cash and cash equivalents	\$ 3,525,251	\$ 2,885,498
Accounts receivable (net)	464,867	359,587
Inventories	23,213	23,213
Prepaid expenses	15,844	12,528
Total Current Assets	<u>4,029,175</u>	<u>3,280,826</u>
Noncurrent Assets:		
Restricted cash and cash equivalents	12,560	12,544
Restricted investments	592,349	595,631
Endowment investments	1,214,492	1,214,592
Other long-term investments	1,260,136	1,254,097
Deposits	20,725	20,725
Capital assets (net)	16,986,826	16,580,630
Right-of-use assets (net)	717,351	77,161
Total Noncurrent Assets	<u>20,804,439</u>	<u>19,755,380</u>
TOTAL ASSETS	<u>24,833,614</u>	<u>23,036,206</u>
DEFERRED OUTFLOWS OF RESOURCES		
Deferred outflows of resources related to pensions	1,988,918	921,281
Deferred outflows of resources related to OPEB	1,408,230	2,287,496
TOTAL DEFERRED OUTFLOWS OF RESOURCES	<u>3,397,148</u>	<u>3,208,777</u>
LIABILITIES		
Current Liabilities:		
Accounts payable	194,601	198,068
Accrued liabilities	696,324	464,425
Due to fiduciary activities	22,653	19,523
Unearned revenues	708,879	609,610
Lease and subscription liabilities - current portion	403,181	253,163
Notes payable - current portion	132,126	128,751
Total Current Liabilities	<u>2,157,764</u>	<u>1,673,540</u>
Noncurrent Liabilities:		
Lease and subscription liabilities - noncurrent portion	1,927,792	1,734,080
Notes payable - noncurrent portion	277,470	410,124
Net pension liability	2,789,222	1,281,942
Net OPEB liability	6,597,684	8,188,675
Total Noncurrent Liabilities	<u>11,592,168</u>	<u>11,614,821</u>
TOTAL LIABILITIES	<u>13,749,932</u>	<u>13,288,361</u>
DEFERRED INFLOWS OF RESOURCES		
Deferred inflows of resources related to pensions	1,340,236	1,742,344
Deferred inflows of resources related to OPEB	2,430,201	1,377,561
TOTAL DEFERRED INFLOWS OF RESOURCES	<u>3,770,437</u>	<u>3,119,905</u>
NET POSITION		
Net investment in capital assets	17,294,581	16,118,916
Restricted for:		
Nonexpendable:		
Endowment - true	1,214,492	1,214,592
Expendable:		
Student aid	604,909	608,175
Unrestricted	(8,403,589)	(8,104,966)
TOTAL NET POSITION	<u>\$ 10,710,393</u>	<u>\$ 9,836,717</u>

The accompanying notes are an integral part of the financial statements.

CLARENDON COLLEGE
 STATEMENTS OF FIDUCIARY NET POSITION
 AUGUST 31, 2023 AND 2022
 EXHIBIT 1.1

	2023	2022
ASSETS		
Cash and cash equivalents	\$ 430,956	\$ 398,907
Investments	100,054	-
Due from business-type activities	22,653	19,523
Other assets	-	3,049
TOTAL ASSETS	553,663	421,479
LIABILITIES		
Funds held for others	553,663	421,479
TOTAL LIABILITIES	553,663	421,479
NET POSITION		
Restricted for:		
Individuals, organizations, and other governments	-	-
TOTAL NET POSITION	\$ -	\$ -

The accompanying notes are an integral part of the financial statements.

CLARENDON COLLEGE
STATEMENTS OF REVENUES, EXPENSES, AND CHANGES IN NET POSITION
FOR THE YEARS ENDED AUGUST 31, 2023 AND 2022
EXHIBIT 2

	2023	2022
OPERATING REVENUES AND EXPENSES		
Operating Revenues:		
Tuition and fees (net of discounts of \$1,427,825 and \$1,752,290, respectively)	\$ 3,367,525	\$ 3,241,002
Federal grants and contracts	1,229,541	2,600,022
State grants and contracts	382,123	325,860
Local grants and contracts	1,130,062	1,031,423
Auxiliary enterprises (net of discounts of \$582,104 and \$690,592, respectively)	452,753	742,275
Other operating revenues	1,010,309	601,430
Total Operating Revenues (Schedule A)	7,572,313	8,542,012
Operating Expenses:		
Instruction	3,717,557	4,168,630
Academic support	505,994	516,330
Student services	667,219	675,213
Institutional support	2,185,132	3,979,726
Operation and maintenance of plant	1,601,076	1,289,664
Scholarships and fellowships	743,093	745,516
Auxiliary enterprises	1,676,500	1,724,812
Depreciation	991,080	770,387
Total Operating Expenses (Schedule B)	12,087,651	13,870,278
Operating Loss	(4,515,338)	(5,328,266)
NON-OPERATING REVENUES (EXPENSES)		
State appropriations	3,384,271	3,384,272
Maintenance ad valorem taxes	783,059	713,469
Federal revenue, non-operating	1,818,697	1,974,467
Gifts	72,588	22,693
Rental Income	10,625	3,000
Investment income	31,724	34,366
Interest on capital related debt	(108,747)	(103,356)
Gain (Loss) on disposal of fixed assets	(603,203)	297,669
Net Non-Operating Revenues (Schedule C)	5,389,014	6,326,580
Increase in Net Position	873,676	998,314
NET POSITION		
Net position - beginning of year	9,836,717	8,838,403
Net position - end of year	\$ 10,710,393	\$ 9,836,717

The accompanying notes are an integral part of the financial statements.

CLARENDON COLLEGE
STATEMENTS OF CASH FLOWS
FOR THE YEARS ENDED AUGUST 31, 2023 AND 2022
EXHIBIT 3

	<u>2023</u>	<u>2022</u>
CASH FLOWS FROM OPERATING ACTIVITIES		
Receipts from students and other customers	\$ 4,944,653	\$ 4,370,045
Receipts of appropriations, grants, and contracts	2,741,726	3,957,305
Other (payments) receipts	(71,917)	13,117
Payments to or on behalf of employees	(5,617,423)	(5,343,714)
Payments to suppliers for goods or services	(4,177,030)	(5,891,725)
Payments of scholarships	(743,093)	(745,516)
Net cash used in operating activities	<u>(2,923,084)</u>	<u>(3,640,488)</u>
CASH FLOWS FROM NONCAPITAL FINANCING ACTIVITIES		
Receipts from state appropriations	3,384,271	3,384,272
Receipts from ad valorem tax revenues	783,059	713,469
Receipts from non-operating federal revenue	1,818,697	1,974,467
Gifts and grants (other than capital)	72,588	22,693
Net cash provided by non-capital financing activities	<u>6,058,615</u>	<u>6,094,901</u>
CASH FLOWS FROM CAPITAL AND RELATED FINANCING ACTIVITIES		
Purchases of capital assets	(1,881,150)	(2,322,972)
Payments on capital leases and notes payable - principal	(545,068)	(256,065)
Interest payments on capital debt	(98,611)	(106,988)
Net cash used in capital and related financing activities	<u>(2,524,829)</u>	<u>(2,686,025)</u>
CASH FLOWS FROM INVESTING ACTIVITIES		
Investment earnings	31,724	34,366
Maturities of investments	-	826,602
Purchase of investments	(2,657)	-
Net cash provided by investing activities	<u>29,067</u>	<u>860,968</u>
Increase in cash and cash equivalents	639,769	629,356
Cash and cash equivalents - September 1	<u>2,898,042</u>	<u>2,268,686</u>
Cash and cash equivalents - August 31	<u>\$ 3,537,811</u>	<u>\$ 2,898,042</u>
RECONCILIATION OF OPERATING LOSS TO NET CASH USED IN OPERATING ACTIVITIES:		
Operating loss	\$ (4,515,338)	\$ (5,328,266)
Adjustments to reconcile operating loss to net cash used in operating activities:		
Depreciation expense	991,080	770,387
Miscellaneous nonoperating income	10,625	3,000
Changes in assets, deferred outflows of resources, liabilities, and deferred inflows of resources:		
Accounts receivable	(105,280)	(206,570)
Prepaid expenses	(3,316)	151,039
Deferred outflows of resources	(188,371)	651,612
Deferred inflows of resources	650,532	599,330
Accounts payable and accrued liabilities	218,296	411,697
Due to fiduciary activities	3,130	(91,781)
Unearned revenues	99,269	166,625
Net pension liability	(1,590,991)	576,676
Net OPEB liability	1,507,280	(1,344,237)
Net cash used in operating activities	<u>\$ (2,923,084)</u>	<u>\$ (3,640,488)</u>

The accompanying notes are an integral part of the financial statements.

CLARENDON COLLEGE
NOTES TO THE FINANCIAL STATEMENTS
AUGUST 31, 2023 and 2022

Note 1: Reporting Entity

Clarendon College (the 'College') was established in 1927 in accordance with the laws of the State of Texas, to serve the educational needs of Clarendon, Texas, and the surrounding communities. The College is considered to be a special purpose, primary government according to the definition in Governmental Accounting Standards Board (GASB) Statement No. 14, *The Financial Reporting Entity*. While the College receives funding from local, state, and federal sources, and must comply with the spending, reporting, and record-keeping requirements of these entities, it is not a component unit of any other governmental entity.

The Board of Regents (the "Board"), a nine-member group, is the level of government which has governance responsibilities over all activities related to the education of students who attend the College. The Board members are elected by the public and have decision-making authority, the power to designate management, the responsibility to significantly influence operations and primary accountability for the fiscal matter concerning the College. The College has three campuses, Clarendon, Pampa, and Childress, which offer a wide variety of general academic and vocational courses in a two-year curriculum.

Note 2: Summary of Significant Accounting Policies

The significant accounting policies followed by the College in preparing these financial statements are in accordance with the Texas Higher Education Coordinating Board's Annual Financial Reporting Requirements for Texas Public Community Colleges. The College applies all applicable GASB pronouncements. The College is reported as a special-purpose government engaged in business-type activities.

Tuition Discounting

Texas Public Education Grants

Certain tuition amounts are required to be set aside for use as scholarships by qualifying students. These tuition amounts, called the Texas Public Education Grant (TPEG), is shown with tuition and fee revenue amounts as a separate set aside amount (Texas Education Code 56.033). When the award is used by the student for tuition and fees, the amount is recorded as tuition discount. If the amount is dispersed directly to the student, the amount is recorded as a scholarship expense.

Title IV, Higher Education Act Program Funds

Certain Title IV HEA Program funds are received by the College to pass through to students. These funds are initially received by the College and recorded as revenue. When the award is used by the student for tuition and fees, the amount is recorded as tuition discount. If the amount is dispersed directly to the student, the amount is recorded as a scholarship expense.

Other Tuition Discounts

The College awards tuition and fee scholarships from institutional funds to students who qualify. When these amounts are used for tuition and fees, the amount is recorded as a tuition discount. If the amount is dispersed directly to the student, the amount is recorded as a scholarship expense.

Basis of Accounting

The financial statements of the College have been prepared on an accrual basis, whereby all revenues are recorded when earned and all expenses are recorded when they have been reduced to a legal or contractual obligation to pay.

CLARENDON COLLEGE
NOTES TO THE FINANCIAL STATEMENTS
AUGUST 31, 2023 and 2022

Budgetary Data

Each community college in Texas is required by law to prepare an annual operating budget of anticipated revenues and expenditures for the fiscal year beginning September 1. The College's Board of Regents adopts the budget, which is prepared on the accrual basis of accounting. A copy of the approved budget and subsequent amendments must be filed with the Texas Higher Education Coordinating Board, Legislative Budget Board, Legislative Reference Library, and Governor's Office of Budget and Planning by December 1.

Cash and Cash Equivalents

The College's cash and cash equivalents are considered to be cash on hand, demand deposits, and short-term investments with original maturities of three months or less from the date of acquisition. Restricted cash represents amounts restricted for Title IV funds, bond interest sinking, and equine money market funds.

Deferred Outflows

In addition to assets, the College is aware that the Statements of Net Position will sometimes report a separate section for deferred outflows of resources. This separate financial statement element, deferred outflows of resources, represents a consumption of net position that applies to a future period(s) and so will not be recognized as an outflow of resources (expense) until then. Governments are permitted only to report deferred outflows in circumstances specifically authorized by the GASB. A typical deferred outflow for community colleges is a deferred charge on refunding debt.

Investments

In accordance with GASB Statement No. 72, *Fair Value Measurement and Application*, investments are reported at fair value. Fair values are based on published market rates. Short-term investments have an original maturity greater than three months but less than one year at the time of purchase. Long-term investments have an original maturity of greater than one year at the time of purchase. Restricted investments represent amounts restricted for student aid.

Inventories

Inventories consist of bookstore stock and were valued at \$23,213 as of August 31, 2023 and 2022. Inventories are valued at cost using the first-in/first-out (FIFO) method and are charged to expense as consumed. Materials and supplies are not considered to be inventory and are therefore charged to expense when purchased.

Capital Assets

Capital assets are recorded at cost at the date of acquisition, or fair value at the date of donation. For equipment, the College's capitalization policy includes all items with a unit cost of \$5,000 or more and an estimated useful life of over one year. Renovations to buildings, infrastructure, and land improvements that significantly increase the value or extend the life of the structure are capitalized. The costs of normal maintenance and repairs that do not add to the value of the asset or materially extend an asset's life are charged to operating expenses in the year in which the expense is incurred.

CLARENDON COLLEGE
NOTES TO THE FINANCIAL STATEMENTS
AUGUST 31, 2023 and 2022

Depreciation is computed using the straight-line method over the estimated useful lives of the assets applying the half-year convention. The following lives are used:

<u>Asset Type</u>	<u>Years</u>
Buildings	50
Facilities and other improvements	20
Library books	15
Furniture, machinery, vehicles, and other equipment	10
Telecommunications and peripheral equipment	5

Other Postemployment Benefits (OPEB)

The College participates in the Employee's Retirement System of Texas (ERS) postemployment health care plan, a multiple-employer cost-sharing defined benefit plan with a special funding situation. The fiduciary net position of ERS has been determined using the flow of economic resources measurement focus and full accrual basis of accounting. This includes for purposes of measuring the net OPEB liability, deferred outflows of resources and deferred inflows of resources related to OPEB, OPEB expense, and information about assets, liabilities, and additions to/deductions from ERS's fiduciary net position. Benefit payments (including refunds of employer contributions) are recognized when due and payable in accordance with benefit terms. Investments are reported at fair value.

Pensions

The College participates in the Teacher Retirement System of Texas (TRS) pension plan, a multiple-employer cost-sharing defined benefit pension plan with a special funding situation. The fiduciary net position of TRS has been determined using the flow of economic resources measurement focus on full accrual basis of accounting. This includes for purposes of measuring the net pension liability, deferred outflows of resources and deferred inflows of resources related to pension, pension expense, and information about assets, liabilities, and additions to/deductions from TRS's fiduciary net position. Benefit payments (including refunds of employee contributions) are recognized when due and payable in accordance with benefit terms. Investments are reported at fair value.

Unearned Revenues

Tuition and fees of \$528,793 and \$579,610 and federal, state and local grants of \$180,086 and \$30,000 have been reported as unearned revenues as of August 31, 2023 and 2022, respectively.

Tuition, fees, and other revenues received and related to future periods have not been recognized in the current year and have been presented as a liability (unearned revenues) in these financial statements.

Deferred Inflows

In addition to liabilities, the College is aware that the Statements of Net Position will sometimes report a separate section for deferred inflows of resources. This separate financial statement element, deferred inflows of resources, represents an acquisition of net position that applies to a future period(s) and so is not recognized as an inflow of resources (revenues) until that time. Governments are permitted to report deferred inflows in circumstances specifically authorized by the GASB. The College has deferred inflows related to the net pension and other post-employment benefit (OPEB) liabilities.

Estimates

The preparation of financial statements in conformity with generally accepted accounting principles requires management to make estimates and assumptions that affect the reported amounts of assets and liabilities and disclosure of contingent assets and liabilities at the date of the financial statements and the reported

CLARENDON COLLEGE
NOTES TO THE FINANCIAL STATEMENTS
AUGUST 31, 2023 and 2022

amounts of revenues and expenditures during the reporting period. Actual results could differ from those estimates.

Operating and Non-Operating Revenue and Expense Policy

The College distinguishes operating revenues and expenses from non-operating items. The College reports as a Business Type Activity and as a single, proprietary fund. Operating revenues and expenses generally result from providing services in connection with the College's principal ongoing operations. The principal operating revenues are tuition and related fees. The major non-operating revenues are state appropriations and property tax collections. Operating expenses include the cost of sales and services, administrative expenses, and depreciation on capital assets. The operation of the bookstore and cafeteria are outsourced and not performed by the College.

Reclassifications

Certain prior year amounts have been reclassified to conform to the current year presentation.

Noncurrent Long-Term Liabilities

Noncurrent long-term liabilities include bonds payable, capital lease, and any premiums or discounts associated with these debts that will not be paid within the next fiscal year.

Receivables

Receivables consist of tuition and fees charged to students and charges for auxiliary enterprises' sales and services. Receivables also include amounts due from the Federal government, state, and local governments. Receivables are recorded net of estimated uncollectible amounts.

Net Position

The College's Net Position includes the following:

Net investment in capital assets – This represents the College's total investment in capital assets, net of outstanding debt obligations related to those assets.

Restricted – nonexpendable net position – Nonexpendable restricted includes endowments and similar type assets whose use is limited by donors or other outside sources and as a condition of the gift, the principal is to be maintained in perpetuity.

Restricted – expendable net position – Expendable restricted includes resources in which the College is legally or contractually obligated to spend the resources in accordance with restrictions imposed by external parties.

Unrestricted net position – All other net positions that do not meet the definition of the "restricted" or "net investment in capital assets".

It is the College's policy to first use restricted net position prior to the use of unrestricted net position when an expense is incurred for purposes for which both restricted and unrestricted net position are available.

As of August 31, 2023 and 2022, the Board of Regents has designated \$945,784 and \$967,695, respectively, of the College's unrestricted net position for future capital improvements, capital reserve, and transportation needs. Board approval will be required to utilize this fund for these purposes.

CLARENDON COLLEGE
NOTES TO THE FINANCIAL STATEMENTS
AUGUST 31, 2023 and 2022

Note 3: Authorized Investments

The College is authorized to invest in obligations and instruments as defined in the Public Funds Act (Sec. 2256.001 Texas Government Code). Such investments include: (1) obligations of the United States or its agencies, (2) direct obligations of the State of Texas or its agencies, (3) obligations of political subdivisions rated not less than A by a national investment rating firm, (4) certificates of deposit, and (5) other instruments and obligations authorized by statute.

Clarendon College is required to adopt, implement, and publicize an investment policy. That policy must address the following areas: (1) safety of principal and liquidity, (2) portfolio diversification, (3) allowable investments, (4) acceptable risk levels, (5) expected rates of return, (6) maximum allowable stated maturity of portfolio investments, (7) maximum average dollar-weighted maturity allowed based on the stated maturity for the portfolio, (8) investment staff quality and capabilities, and (9) bid solicitation preferences for certificates of deposits. The Public Funds Investment Act requires an annual audit of investment practices.

We have performed tests designed to verify Clarendon College's compliance with the requirements of the Public Funds Investment Act. During the year ended August 31, 2023, no instances of noncompliance were found.

Note 4: Deposits and Investments

Cash and Deposits

Cash and Deposits included in Exhibit 1, Statements of Net Position, as of August 31, 2023 and 2022, consist of the items reported below:

	<u>2023</u>	<u>2022</u>
Petty cash on hand	\$ 1,354	\$ 1,360
Demand deposits	<u>3,536,457</u>	<u>2,896,682</u>
Total Cash and Cash Equivalents	<u>\$ 3,537,811</u>	<u>\$ 2,898,042</u>

The following represents a Reconciliation of Cash and Cash Equivalents, as of August 31, 2023 and 2022, as reported in Exhibit 1:

	<u>2023</u>	<u>2022</u>
Cash and cash equivalents	\$ 3,525,251	\$ 2,885,498
Restricted cash and cash equivalents	<u>12,560</u>	<u>12,544</u>
Total Cash and Cash Equivalents	<u>\$ 3,537,811</u>	<u>\$ 2,898,042</u>

The following represents a reconciliation of deposits and investments, as of August 31, 2023 and 2022, as reported in Exhibit 1:

<u>Type of Security</u>	<u>Market Value</u>	
	<u>2023</u>	<u>2022</u>
Money market funds	\$ 3,066,977	\$ 3,064,320
Other instruments	-	-
Total investments	<u>\$ 3,066,977</u>	<u>\$ 3,064,320</u>
Cash and cash equivalents	\$ 3,537,811	\$ 2,898,042
Investments	<u>3,066,977</u>	<u>3,064,320</u>
Total deposits and investments	<u>\$ 6,604,788</u>	<u>\$ 5,962,362</u>

CLARENDON COLLEGE
NOTES TO THE FINANCIAL STATEMENTS
AUGUST 31, 2023 and 2022

Investments, as of August 31, 2023 and 2022, are classified as follows:

Classification	Market Value	
	2023	2022
Restricted investments	\$ 592,349	\$ 595,631
Endowment investments	1,214,492	1,214,592
Other long-term investments	1,260,136	1,254,097
Total investments	<u>\$ 3,066,977</u>	<u>\$ 3,064,320</u>

As of August 31, 2023, the College had the following investments and maturities:

Investment Type	Market Value	Percent	Weighted Average Maturity (Years)	Security Rating
Money market funds	\$ 3,066,977	100.00%	-	N/A
Total	<u>\$ 3,066,977</u>	<u>100.00%</u>	<u>-</u>	

Interest Rate Risk

This is the risk that changes in interest rates will adversely affect the fair value of an investment. In accordance with state law and College policy, the College does not purchase any investments with maturities greater than 10 years.

Credit Risk

In accordance with state law and the College's investment policy, with the exception of endowed investments, investments in mutual funds and investment pools must be rated at least AAA; commercial paper must be rated at least A-1 or P-1; and investments in obligations from other states, municipalities, counties, etc., must be rated at least A as well. As of August 31, 2023 and 2022, the College did not have investments in commercial paper or no-load money market mutual funds.

Concentration of Credit Risk

The College does not place a limit on the amount the College may invest in any one issuer (i.e., lack of diversification). All of the certificates of deposit are held at a local bank. The College has the majority of its investment in managed money market funds at August 31, 2023.

Custodial Credit Risk

For investments and deposits, this is the risk that, in the event of the failure of the counterparty, the College will not be able to recover the value of its investment or collateral securities that are in the possession of an outside party. The College is not exposed to custodial credit risk for its investments as all are insured, registered, and held by the College or by its agent in the College's name.

As of August 31, 2023, the carrying amount of the College's bank balances was \$3,549,295. Bank balances of \$250,000 were covered by Federal Depository Insurance. Bank balances in the amount of \$3,299,295 were covered by securities held by the bank in the College's name.

Fair Value of Financial Instruments

The College has adopted the Financial Accounting Standards Board's (FASB) Accounting Standards Codification (ASC) Topic 820, *Fair Value Measurements and Disclosures*, as guidance on fair value

CLARENDON COLLEGE
NOTES TO THE FINANCIAL STATEMENTS
AUGUST 31, 2023 and 2022

measurements. The standard established a three-level valuation hierarchy for disclosure based upon the transparency of inputs to the valuation of an asset or liability as of the measurement date. The hierarchy gives the highest priority to quoted prices in active markets for identical assets or liabilities (Level 1 measurements) and the lowest priority to unobservable inputs (Level 3 measurements). An asset's fair value measurement level within the hierarchy is based on the lowest level of input that is significant to the valuation. If the inputs used to measure the financial instruments fall within different levels of the hierarchy, the categorization is based on the lowest level input that is significant to their fair value measurement of the instrument.

The three levels of the fair value hierarchy are as follows:

Level 1 inputs are quoted prices (unadjusted) in active markets for identical assets or liabilities that the government can access at the measurement date.

Level 2 inputs are inputs other than quoted prices included within Level 1 that are observable for the asset or liability, either directly or indirectly.

Level 3 inputs are unobservable inputs for the asset or liability.

The application of valuation techniques applied to similar assets has been consistent and there were no transfers between levels during the year. The following is a description of the valuation methodologies used for instruments measured at fair value:

Mutual funds: valued at the net asset value of shares held at year end at the closing price reported on the open market.

Sweep account funds: valued based on cost which approximates fair value.

The fair value hierarchy of investments at August 31, 2023 follows:

Fair Value Measurements at Reporting Date Using				
	Fair Value	Quoted Prices in Active Markets for Identical Assets (Level 1)	Significant other Observable Inputs (Level 3)	Significant Unobservable Inputs (Level 3)
August 31, 2023				
Money market funds	\$ 3,066,977	\$ 3,066,977	\$ -	\$ -
Total	\$ 3,066,977	\$ 3,066,977	\$ -	\$ -

The fair value hierarchy of investments at August 31, 2022 follows:

Fair Value Measurements at Reporting Date Using				
	Fair Value	Quoted Prices in Active Markets for Identical Assets (Level 1)	Significant other Observable Inputs (Level 3)	Significant Unobservable Inputs (Level 3)
August 31, 2022				
Money market funds	\$ 1,065,236	\$ 1,065,236	\$ -	\$ -
Sweep account funds	1,999,084	1,999,084	-	-
Total	\$ 3,064,320	\$ 3,064,320	\$ -	\$ -

CLARENDON COLLEGE
NOTES TO THE FINANCIAL STATEMENTS
AUGUST 31, 2023 and 2022

A summary of investments classified according to any restrictions at August 31, 2023 and 2022 is as follows:

	2023	2022
Unrestricted investments	\$ 1,260,136	\$ 1,254,097
Restricted investments:		
Temporarily restricted	592,349	595,631
Permanently restricted	1,214,492	1,214,592
Total restricted investments	1,806,841	1,810,223
 Total investments	\$ 3,066,977	\$ 3,064,320

Foreign Currency Risk

This is the risk that exchange rates will adversely affect the fair value of an investment. The College is not exposed to foreign currency risk.

Note 5: Capital Assets

Capital asset activity for the year ended August 31, 2023, was as follows:

	Beginning Balances	Increases	Decreases	Ending Balances
Capital assets not being depreciated:				
Land	\$ 1,813,633	\$ -	\$ -	\$ 1,813,633
Total capital assets not being depreciated	1,813,633	-	-	1,813,633
 Capital assets being depreciated:				
Buildings	15,865,477	728,565	(806,377)	15,787,665
Right of use assets	93,816	759,602	-	853,418
Facility and land improvements	5,393,940	325,940	-	5,719,880
Furniture, machinery, vehicles and other equipment	4,871,283	735,625	(5,400)	5,601,508
Telecommunications and peripheral equipment	2,856,172	64,694	-	2,920,866
Library books	565,588	26,243	-	591,831
 Total capital assets being depreciated	29,646,276	2,640,669	(811,777)	31,475,168

CLARENDON COLLEGE
NOTES TO THE FINANCIAL STATEMENTS
AUGUST 31, 2023 and 2022

	Beginning Balances	Increases	Decreases	Ending Balances
Accumulated depreciation:				
Buildings	(5,884,072)	(295,867)	203,174	(5,976,765)
Right of use assets	(16,655)	(119,412)	-	(136,067)
Facility and land improvements	(2,459,100)	(185,493)	-	(2,644,593)
Furniture, machinery, vehicles and other equipment	(3,349,519)	(283,210)	5,400	(3,627,329)
Telecommunications and peripheral equipment	(2,549,548)	(102,041)	-	(2,651,589)
Library books	(543,224)	(5,057)	-	(548,281)
Total accumulated depreciation	(14,802,118)	(991,080)	208,574	(15,584,624)
Capital assets, net	\$ 16,657,791	\$ 1,649,589	\$ (603,203)	\$ 17,704,177

Capital assets include gross assets acquired under capital leases of \$3,247,620 at August 31, 2023. Related amortization included in accumulated amortization was \$704,075. Capital leases are included as a component of building, equipment, and land. Amortization of assets under capital leases is included in depreciation expense.

Capital asset activity for the year ended August 31, 2022, was as follows:

	Beginning Balances	Increases	Decreases	Ending Balances
Not depreciated:				
Land	\$ 1,313,633	\$ 500,000	\$ -	\$ 1,813,633
Total capital assets not being depreciated	1,313,633	500,000	-	1,813,633
Capital assets being depreciated:				
Buildings	15,865,477	-	-	15,865,477
Right of use assets	-	93,816	-	93,816
Facility and land improvements	4,319,099	1,074,841	-	5,393,940
Furniture, machinery, vehicles, and other equipment	4,218,918	652,365	-	4,871,283
Telecommunications and peripheral equipment	2,856,172	-	-	2,856,172
Library books	565,588	-	-	565,588
Total capital assets being depreciated	27,825,254	1,821,022	-	29,646,276

CLARENDON COLLEGE
NOTES TO THE FINANCIAL STATEMENTS
AUGUST 31, 2023 and 2022

	Beginning Balances	Increases	Decreases	Ending Balances
Accumulated depreciation:				
Buildings	(5,630,132)	(253,940)	-	(5,884,072)
Right of use assets	-	(16,655)	-	(16,655)
Facility and land improvements	(2,270,338)	(188,762)	-	(2,459,100)
Furniture, machinery, vehicles and other equipment	(3,131,993)	(217,526)	-	(3,349,519)
Telecommunications and peripheral equipment	(2,444,513)	(105,035)	-	(2,549,548)
Library books	(538,100)	(5,124)	-	(543,224)
Total accumulated depreciation	<u>(14,015,076)</u>	<u>(787,042)</u>	<u>-</u>	<u>(14,802,118)</u>
Capital assets, net	<u>\$ 15,123,811</u>	<u>\$ 1,533,980</u>	<u>\$ -</u>	<u>\$ 16,657,791</u>

Capital assets include gross assets acquired under capital leases of \$3,588,399 at August 31, 2022. Related amortization included in accumulated amortization was \$718,289. Capital leases are included as a component of building, equipment, and land. Amortization of assets under capital leases is included in depreciation expense.

Note 6: Long-Term Obligations

Long-term liability activity for the year ended August 31, 2023, was as follows:

	Beginning Balance	Increases	Decreases	Ending Balance	Current Portion
Long-term capital lease	\$ 1,910,000	\$ -	\$ (235,000)	\$ 1,675,000	\$ 245,000
Note payable	538,875	-	(129,279)	409,596	132,126
Leases and subscriptions	77,243	759,519	(180,789)	655,973	158,181
Net pension liability	1,281,942	1,726,514	(219,234)	2,789,222	-
Net OPEB liability	8,188,675	-	(1,590,991)	6,597,684	-
Total Long-Term Liabilities	<u>\$ 11,996,735</u>	<u>\$ 2,486,033</u>	<u>\$ (2,355,293)</u>	<u>\$ 12,127,475</u>	<u>\$ 535,307</u>

Long-term liability activity for the year ended August 31, 2022, was as follows:

	Beginning Balance	Increases	Decreases	Ending Balance	Current Portion
Long-term capital lease	\$ 2,135,000	\$ -	\$ (225,000)	\$ 1,910,000	\$ 235,000
Note payable	663,838	-	(124,963)	538,875	128,751
Leases and subscriptions	-	84,481	(7,238)	77,243	18,163
Net pension liability	2,626,179	-	(1,344,237)	1,281,942	-
Net OPEB liability	7,611,999	576,676	-	8,188,675	-
Total Long-Term Liabilities	<u>\$ 13,037,016</u>	<u>\$ 661,157</u>	<u>\$ (1,701,438)</u>	<u>\$ 11,996,735</u>	<u>\$ 381,914</u>

CLARENDON COLLEGE
NOTES TO THE FINANCIAL STATEMENTS
AUGUST 31, 2023 and 2022

Note 7: Debt and Lease Obligations

Debt service requirements for the note payable at August 31, 2023 were as follows:

Fiscal Year Ending August 31,	Principal	Interest	Total
2024	\$ 132,126	\$ 12,433	\$ 144,559
2025	136,653	8,435	145,088
2026	140,817	4,269	145,086
Total	<u>\$ 409,596</u>	<u>\$ 25,137</u>	<u>\$ 434,733</u>

Note payable to Public Property Finance Contract provided by Prosperity Bank to finance upgrades to the infrastructure of campus buildings with an origination date of December 23, 2015. The original principal of note was \$1,237,655 and is secured by a security interest in all property listed in Schedule B of the finance contract. The note payable is due in annual installments of \$145,087 with an interest rate of 2.99% and a final installment due December 1, 2025.

Long-Term Capital Lease Payable to Gray County

Lease payable to Gray County, Texas, issued on September 1, 2009, for \$4,175,000, interest varies from 4.5% to 5.125%, annual principal installments varying from \$195,000 to \$315,000 plus interest due semi-annually, with a maturity date of August 1, 2029. The loan proceeds were used for the construction of two new buildings and equipment at the Pampa, Texas, Campus.

For the year ended August 31,	Total
2024	\$ 328,906
2025	971,963
2026	329,288
2027	331,125
2028	331,519
2029	<u>331,143</u>
Total minimum lease payments	2,623,944
Less: amount representing interest costs	<u>(948,944)</u>
Present value of minimum lease payments	<u>\$ 1,675,000</u>

Obligations for the remaining leases as of August 31, 2023 were as follows:

Fiscal Year Ending August 31,	Principal	Interest	Total Requirement
2024	\$ 17,328	\$ 1,291	\$ 18,619
2025	15,813	924	16,737
2026	14,574	555	15,129
2027	11,242	176	11,418
2028	-	-	-
	<u>\$ 58,957</u>	<u>\$ 2,946</u>	<u>\$ 61,903</u>

CLARENDON COLLEGE
NOTES TO THE FINANCIAL STATEMENTS
AUGUST 31, 2023 and 2022

Obligations under subscription-based information technology arrangements as of August 31, 2023 were as follows:

Fiscal Year Ending August 31,	Principal	Interest	Total Requirement
2024	\$ 140,852	\$ 23,154	\$ 164,006
2025	146,308	17,699	164,007
2026	151,979	12,028	164,007
2027	157,877	6,131	164,007
2028-2030	-	-	-
	<u>\$ 597,016</u>	<u>\$ 59,012</u>	<u>\$ 656,027</u>

As of August 31, 2023 and 2022, the College complied with all material aspects of bond indentures and other debt covenants.

Note 8: Disaggregation of Receivables and Payables Balances

Receivables as of August 31, 2023 and 2022 were as follows:

	<u>2023</u>	<u>2022</u>
Taxes receivable	\$ 194,139	\$ 181,413
Student receivables	1,028,827	1,041,451
Other receivables	109,701	39,886
Allowance for doubtful accounts	(867,800)	(903,163)
Total accounts receivable, net	<u>\$ 464,867</u>	<u>\$ 359,587</u>

Accounts payable as of August 31, 2023 and 2022, consisted of amounts payable to vendors.

Accrued liabilities as of August 31, 2023 and 2022, consisted of the following:

	<u>2023</u>	<u>2022</u>
Accrued interest payable	\$ 29,207	\$ 19,071
Deposits	1,620	1,620
Other accrued liabilities	665,497	443,734
Total accrued liabilities	<u>\$ 696,324</u>	<u>\$ 464,425</u>

Note 9: Contract and Grant Awards

Contract and grant awards are accounted for in accordance with the requirements of the AICPA Industry Audit Guide, *Audits of Colleges, and Universities*. Revenues are recognized on Exhibit 2 and Schedules A and C. For federal and nonfederal contract and grant awards, funds expended, but not collected, are reported as accounts receivable on Exhibit 1. Contract and grant awards that are not yet funded and for which the institution has not yet performed services are not included in the financial statements. Contract and grant awards funds already committed, e.g., multi-year awards or funds awarded during fiscal years 2023 and 2022 for which monies have not been received nor funds expended, totaled \$0 and \$0, respectively. All of these funds are on federal contracts and grant awards. Additionally, the College deferred federal and state grant awards in the amount of \$180,086 in 2023 and \$30,000 in 2022. These funds are to be spent in the year following the deferral.

CLARENDON COLLEGE
NOTES TO THE FINANCIAL STATEMENTS
AUGUST 31, 2023 and 2022

Note 10: Employee Retirement Plans

The State of Texas has joint contributory retirement plans for almost all of its employees. TRS issues suggested footnote disclosures for pension plans resulting from the implementation of GASB Statement No. 68. The TRS sample footnotes are displayed below and can also be obtained from the TRS website. Certain revisions, including additions and deletions, have been made to the TRS suggested footnote disclosures below to achieve appropriate disclosure for community colleges.

Teacher Retirement System of Texas

Plan Description

The College participates in a cost-sharing, multiple-employer defined benefit pension plan that has a special funding situation. The plan is administered by the Teacher Retirement System of Texas (TRS). TRS's defined benefit pension plan is established and administered in accordance with the Texas Constitution, Article XVI, Sec. 67, and Texas Government Code, Title 8, Subtitle C. The pension trust fund is a qualified pension trust under section 401(a) of the Internal Revenue Code. The Texas Legislature establishes benefits and contribution rates within the guidelines of the Texas Constitution. The pension's Board of Trustees does not have the authority to establish or amend benefit terms.

All employees of public, state-supported educational institutions in Texas who are employed for one-half or more of the standard workload and who are not exempted from membership under Texas Government Code, Title 8, Section 822.002 are covered by the system.

Pension Plan Fiduciary Net Pension

Detailed information about the TRS's fiduciary net position is available in a separately issued Annual Comprehensive Financial Report that includes financial statements and required supplementary information. That report may be obtained on the internet at:

<https://www.trs.texas.gov/TRS%20Documents/acfr-2022.pdf> or by writing to TRS at 1000 Red River Street, Austin, Texas 78701-2698; or by calling (512) 542-6592.

Benefits Provided

TRS provides service and disability retirement, as well as death and survivor benefits, to eligible employees (and their beneficiaries) of public and higher education in Texas. The pension formula is calculated using a 2.3 percent (multiplier) times the average of the five highest annual creditable salaries times years of credited service to arrive at the annual standard annuity except for members who are grandfathered, the three highest annual salaries are used. The normal service retirement is at age 65 with 5 years of credited service or when the sum of the member's age and years of credited service equals 80 or more years. Early retirement is at age 55 with 5 years of service credit or earlier than 55 with 30 years of service credit. There are additional provisions for early retirement if the sum of the member's age and years of service credit total at least 80, but the member is less than age 60 or 62 depending on the date of employment, or if the member was grandfathered in under a previous rule. There are no automatic post-employment benefit changes, including automatic cost of living adjustments (COLAs). Ad hoc post-employment benefits changes, including ad hoc COLAs, can be granted by the Texas Legislature, as noted in the plan description above.

Contributions

Contribution requirements are established or amended pursuant to Article 16, section 67 of the Texas Constitution, which requires the Texas legislature to establish a member contribution rate of not less than 6.0% of the member's annual compensation and a state contribution rate of not less than 6.0% and not more than 10.0% of the aggregate annual compensation paid to members of the system during the fiscal year. Texas Government Code section 821.006 prohibits benefit improvements if, as a result of the

CLARENDON COLLEGE
NOTES TO THE FINANCIAL STATEMENTS
AUGUST 31, 2023 and 2022

particular action, the time required to amortize TRS' unfunded actuarial liabilities would be increased to a period that exceeds 31 years, or, if the amortization period already exceeds 31 years, the period would be increased by such action.

Employee contribution rates are set in state statute, Texas Government Code 825.402. Senate Bill 1458 of the 86th Texas Legislature amended Texas Government Code 825.402 for member contributions and increased employee and employer contribution rates for fiscal years 2020 through 2025.

Contribution Rates	2023	2022
Member	8.00%	8.00%
Non-employer contributing entity (State)	8.00%	7.75%
Employers	8.00%	7.75%
FY2022 Member (Employee) contributions	\$ 342,610	
FY2022 Non-employer contributing agency (State)	169,054	
FY2022 College (Employer) contributions	201,699	

Clarendon College contributions to the TRS pension plan in 2023 were \$222,184 as reported in the Schedule of College Contributions for Pensions in the Required Supplementary Information section of these financial statements. Estimated State of Texas on-behalf contributions for 2023 were \$149,660.

As the non-employer contributing entity for public education and junior colleges, the State of Texas contributes to the retirement system an amount equal to the current employer contribution rate times the aggregate annual compensation of all participating members of the pension trust fund during that fiscal year reduced by the amounts described below which are paid by the employers.

Public junior colleges or junior college districts are required to pay the employer contributions rate in the following instances:

- On the portion of the member's salary that exceeds the statutory minimum members are entitled to the statutory minimum under Section 21.402 of the Texas Education Code.
- During a new member's first 90 days of employment.
- When any part or all of an employee's salary is paid by federal funding sources, a privately sponsored source, from non-educational and general, or local funds.
- When the employing district is a public junior college or junior college district, the employer shall contribute to the retirement system an amount equal to 50% of the state contribution rate for certain instructional or administrative employees and 100% of the state contribution rate for all other employees.
- In addition to the employer contributions listed above, when employing a retiree of the Teacher Retirement System, the employer shall pay both the member contribution and the state contribution as an employment after-retirement surcharge.

Net Pension Liability (Asset)

Actuarial Assumptions

The total Pension Liability in the August 31, 2022 actuarial valuation was determined using the following actuarial assumptions:

Valuation date	August 31, 2022
Actuarial cost method	Individual Entry Age Normal
Asset valuation method	Fair Value
Actuarial assumptions:	
Single discount rate	7.00%
Long-term expected investment rate of return*	7.00%
Municipal bond rate*	3.91%

CLARENDON COLLEGE
NOTES TO THE FINANCIAL STATEMENTS
AUGUST 31, 2023 and 2022

Last year ending August 31 in the 2016 to 2116 projection period (100 years)	2121
Inflation	2.30%
Salary increases including inflation	2.95% to 8.95%
Payroll growth rate	2.90%
Benefit changes during the year	None
Ad hoc post-employment benefit changes	None

**Source for the rate is the Fixed Income Market Data/Yield Curve/Data Municipal Bonds with 20 years to maturity that include only federally tax-exempt municipal bonds as reported in Fidelity Index's "20-Year Municipal GO AA Index."*

**The municipal bond rate used is 3.91% as of August 2022 (i.e., the rate closest to but not later than the Measurement Date). The source for the rate is the Fixed Income Market Data/Yield Curve/Data Municipal Bonds with 20 years to maturity that include only federally tax-exempt municipal bonds as reported in Fidelity Index's "20-Year Municipal GO AA Index."*

The actuarial methods and assumptions were selected by the Board of Trustees based on analysis and recommendations by the system's actuary. The board of trustees has sole authority to determine the actuarial assumptions used for the plan. The actuarial methods and assumptions were primarily based on a study of actual experience for the four years ending August 31, 2021 and were adopted in July 2022.

The actuarial assumptions and methods have been modified since the determination of the prior year's Net Pension Liability. These new assumptions were adopted in conjunction with an actuarial experience study. The primary assumption change was the lowering of the single discount rate from 7.25 percent to 7.00 percent.

Minor benefit revisions have been adopted since the prior valuation. These changes, which are not expected to have a significant impact on plan costs for FY2022, are provided for in the FY2022 Assumed Per Capita Health Benefit Costs. There were no benefit changes for HealthSelect retirees and the dependents for whom Medicare is primary.

Discount Rate

The discount rate used to measure the total pension liability was 7.00 percent. The single discount rate was based on the expected rate of return on pension plan investments of 7.00 percent. The projection of cash flows used to determine the single discount rate assumed that contributions from active members and those of the contributing employers and the non-employer contributing entity will be made at the rates set by the Legislature during the 2019 session. It is assumed that future employer and state contributions will be 8.50% of payroll in fiscal year 2020 gradually increasing to 9.55% of payroll over the next several years. This includes all employer and state contributions for active and rehired retirees.

Based on these assumptions, the pension plan's fiduciary net position was projected to be available to make all future benefit payments of current plan members. Therefore, the long-term expected rate of return on pension plan investments was applied to all periods of projected benefit payments to determine the total pension liability.

The long-term rate of return on pension plan investments is 7.00 percent. The long-term expected rate of return on pension plan investments was determined using a building-block method in which best-estimate ranges of expected future real rates of return (expected returns, net of pension plan investment expense, and inflation) are developed for each major asset class. These ranges are combined to produce the long-term expected rate of return by weighting the expected future real rates of return by the target asset allocation percentage and by adding expected inflation. The best estimates of geometric real rates of return for each major asset class included in the TRS' target asset allocation as of August 31, 2022, is summarized below:

CLARENDON COLLEGE
NOTES TO THE FINANCIAL STATEMENTS
AUGUST 31, 2023 and 2022

Asset Class	Target Allocation	Long-Term Expected Geometric Real Rate of Return	Expected Contribution to Long-Term Portfolio Returns
Global Equity			
USA	18.00%	4.60%	1.12%
Non-US developed	13.00%	4.90%	0.90%
Emerging markets	9.00%	5.40%	0.75%
Private equity	14.00%	7.70%	1.55%
Stable Value			
Government bonds	16.00%	1.00%	0.22%
Absolute return	0.00%	3.70%	0.00%
Stable value hedge funds	5.00%	3.40%	0.18%
Real Return			
Real estate	15.00%	4.10%	0.94%
Energy, natural resources, and infrastructure	6.00%	5.10%	0.37%
Commodities	0.00%	3.60%	0.00%
Risk Parity	8.00%	4.60%	0.43%
Asset Allocation Leverage			
Cash	2.00%	3.00%	0.01%
Asset allocation leverage	(6.00%)	3.60%	(0.05%)
Inflation expectations			2.70%
Volatility drag			(0.93%)
Expected Return	<u>100%</u>		<u>8.19%</u>

Discount Rate Sensitivity Analysis

The following schedule shows the impact of the Net Pension Liability if the discount rate used was 1% less than and 1% greater than the discount rate that was used (7.00%) in measuring the Net Pension Liability.

	1% Decrease (6.00%)	Current Rate (7.00 %)	1% Increase (8.00%)
College's proportionate share of the net pension liability (asset)	\$ 4,338,972	\$ 2,789,222	\$ 1,533,077

Pension Liabilities, Pension Expense, Deferred Outflows of Resources, and Deferred Inflows of Resources Related to Pensions

As of August 31, 2023, the College reported a liability of \$2,789,222 for its proportionate share of the TRS's net pension liability. This liability reflects a reduction for State pension support provided to the College. The amount recognized by the College as its proportionate share of the net pension liability, the related State support, and the total portion of the net pension liability that was associated with the College were as follows:

College's proportionate share of the collective net pension liability	\$ 2,789,222
State's proportionate share that is associated with the College	<u>1,387,218</u>
Total	<u>\$ 4,176,440</u>

CLARENDON COLLEGE
NOTES TO THE FINANCIAL STATEMENTS
AUGUST 31, 2023 and 2022

The net pension liability was measured as of August 31, 2022, and the total pension liability used to calculate the net pension liability was determined by an actuarial valuation as of that date. The employer's proportion of the net pension liability was based on the employer's contributions to the pension plan relative to the contributions of all employers to the plan for the period September 1, 2021 through August 31, 2022.

At the measurement date of August 31, 2022, the employer's proportion of the collective net pension liability was 0.0046982358%, which was a decrease of .0003356088% from its proportion measured as of August 31, 2021.

For the year ended August 31, 2023, the College recognized pension expense of \$132,602 and revenue of \$132,602 for support provided by the State.

As of August 31, 2023, the College reported its proportion share of the TRS's deferred outflows of resources and deferred inflows of resources related to pensions from the following sources:

	Deferred Outflows of Resources	Deferred Inflows of Resources
Difference between expected and actual economic experience	\$ 40,443	\$ 60,810
Changes in actuarial assumptions	519,723	129,529
Difference between projected and actual investment earnings	1,083,725	808,158
Changes in proportion and difference between the employer's contribution and the proportionate share of contributions	122,843	341,739
Contributions paid to TRS subsequent to the measurement date	222,184	-
Total	\$ 1,988,918	\$ 1,340,236

The net amounts of the employer's balances of deferred outflows and inflows of resources related to pensions will be recognized in pension expense below as follows:

Year ended August 31:	Pension Expense Amount
2024	\$ 357,185
2025	30,546
2026	(52,023)
2027	285,597
2028	27,377
Thereafter	-
Total	\$ 648,682

Optional Retirement Plan – Defined Contribution Plan

Plan Description

Participation in the Optional Retirement Program is in lieu of participation in the Teacher Retirement System. The Optional Retirement Program provides for the purchase of annuity contracts and operates under the provisions of the Texas Constitution, Article XVI, Sec. 67, and Texas Government Code, Title 8, Subtitle C.

CLARENDON COLLEGE
NOTES TO THE FINANCIAL STATEMENTS
AUGUST 31, 2023 and 2022

Funding Policy

Contribution requirements are not actuarially determined but are established and amended by the Texas legislature. The percentages of participant salaries currently contributed by the state and each participant are 6.60% and 6.60% for 2022 and 2021. The College does not contribute for employees who were participating in the Optional Retirement Program prior to September 1, 1995. Benefits fully vest after one year plus one day of employment. Because these are individual annuity contracts, the state has no additional or unfunded liability for this program. S.B. 1812, effective September 1, 2013, limits the amount of the state's contribution to 50% of eligible employees in the reporting College.

The retirement expense to the State for the College was \$0 for both fiscal years ended August 31, 2023 and 2022.

The total payroll for all College employees was \$4,616,056 and \$4,698,415 for fiscal years 2023 and 2022, respectively. The total payroll for employees covered by the Teacher Retirement System was \$4,122,171 and \$4,156,843 and the total payroll for employees covered by the Optional Retirement Program was \$114,422 and \$157,039 for fiscal years 2023 and 2022, respectively.

College-Sponsored Benefit Plans

The College has a voluntary employee-defined contribution 403(b) plan administered by the plan's trustee. The plan is funded by employee deferrals of compensation. Plan funds are held in trust and are administered by the College's Comptroller with oversight by the Board of Regents. Full-time employees and certain part-time employees are eligible to participate and are fully vested at all times. At August 31, 2023 and 2022, there were three plan participants. The College does not contribute to this plan.

Note 11: Compensated Absences

The College has adopted a "use it or lose it" policy and does not compensate for unused vacation or sick leave.

Note 12: Health Care and Life Insurance Benefits

Certain health care and life insurance benefits for active employees are provided through an insurance company whose premiums are based on benefits paid during the previous year. The state recognizes the cost of providing these benefits by expending the annual insurance premiums. The state's total contributions for the years ended August 31, 2023 and 2022 were \$413,160 and \$413,160 respectively. The cost of providing those benefits was \$1,256,254 and \$1,339,028 for retirees and active employees for fiscal years 2023 and 2022, respectively. The cost of providing those benefits for retirees is not separable from the cost of providing benefits for active employees.

Note 13: Other Post-Employment Benefits (OPEB)

Plan Description

The College participates in a cost-sharing, multiple-employer, other post-employment benefit (OPEB) plan with a special funding situation. The Texas Employees Group Benefits Program (GBP) is administered by the Employees Retirement System of Texas (ERS). The GBP provides certain post-employment health care, life, and dental insurance benefits to retired employees of participating universities, community colleges, and state agencies in accordance with Chapter 1551, Texas Insurance Code. Almost all employees may become eligible for those benefits if they reach normal retirement age while working for the state and retire with at least 10 years of service to eligible entities. Surviving spouses and dependents of

CLARENDON COLLEGE
NOTES TO THE FINANCIAL STATEMENTS
AUGUST 31, 2023 and 2022

these retirees are also covered. Benefit and contribution provisions of the GBP are authorized by state law and may be amended by the Texas Legislature.

OPEB Plan Fiduciary Net Position

Detailed information about the GBP's fiduciary net position is available in the separately issued ERS Annual Comprehensive Financial Report (ACFR) that includes financial statements, notes to the financial statements, and required supplementary information.

That report may be obtained on the internet at <https://ers.texas.gov/About-ERS/reports-and-studies/reports-on-overall-ers-operations-and-financial-ma/2022-acfr> or by writing to ERS at: 200 East 18th Street, Austin, Texas 78701; or by calling (877) 275-4377.

Benefits Provided

Retiree health benefits offered through the GBP are available to most State of Texas retirees and their eligible dependents. Participants need at least ten years of service credit with an agency or institution that participates in the GBP to be eligible for GBP retiree insurance. The GBP provides self-funded group health (medical and prescription drug) benefits for eligible retirees under HealthSelect. The GBP also provides a fully insured medical benefit option for Medicare-primary participants under the HealthSelect Medicare Advantage Plan and life insurance benefits to eligible retirees via a minimum premium funding arrangement. The authority under which the obligations of the plan members and employers are established and/or may be amended is Chapter 1551, Texas Insurance Code.

Contributions

Section 1551.055 of Chapter 1551, Texas Insurance Code, provides that contribution requirements of the plan members and the participating employers are established and may be amended by the ERS Board of Trustees. The employer and member contribution rates are determined annually by the ERS Board of Trustees based on the recommendations of ERS staff and its consulting actuary. The contribution rates are determined based on (i) the benefit and administrative costs expected to be incurred, (ii) the funds appropriated and (iii) the funding policy established by the Texas Legislature in connection with benefits provided through the GBP. The Trustees revise benefits when necessary to match expected benefits and administrative costs with the revenue expected to be generated by the appropriated funds.

The following table summarizes the maximum monthly employer contribution toward eligible retirees' health and basic life premiums. Retirees pay any premium over and above the employer contribution. The employer does not contribute toward dental or optional life insurance. Surviving spouses and their dependents do not receive any employer contribution. As the non-employer contributing entity (NECE), the State of Texas pays part of the premiums for the junior and community colleges.

Maximum Monthly Employer Contribution
 Retiree Health and Basic Life Premium
 Fiscal Years Ended August 31, 2023 and 2022

	2023	2022
Retiree only	\$ 624.82	\$ 624.82
Retiree & spouse	\$ 1,339.90	\$ 1,339.90
Retiree & children	\$ 1,103.58	\$ 1,103.58
Retiree & family	\$ 1,818.66	\$ 1,818.66

CLARENDON COLLEGE
NOTES TO THE FINANCIAL STATEMENTS
AUGUST 31, 2023 and 2022

Contributions of premiums to the GBP plan for the current and prior fiscal year by source is summarized in the following table.

Premium Contributions by Source
Group Benefits Program Plan
For the Years Ended August 31, 2023 and 2022

	2023	2022
Employers	\$ 699,999,453	\$ 766,689,167
Members (Employees)	\$ 190,659,955	\$ 192,426,941
Non-employer contributing entity (State of Texas)	\$ 36,750,724	\$ 39,188,518

Source: ERS 2022 Annual Comprehensive Financial Report

Actuarial Assumptions

The total OPEB Liability was determined by an actuarial valuation as of August 31, 2022 using the following actuarial assumptions:

Valuation date	August 31, 2022
Actuarial cost method	Entry Age
Amortization method	Level Percent of payroll, open
Remaining amortization period	30 years
Asset valuation method	N/A
Discount rate	3.59%
Projected annual salary increase (includes inflation)	2.30% to 8.95%
Annual healthcare trend rate	
HealthSelect	5.60% for 2024, 5.30% for 2025, 5.00% for 2026, 4.75% for 2027, 4.60 for 2028 decreasing 10 basis points per year to an ultimate rate of 4.30% for 2031 and later years
HealthSelect Medicare Advantage	66.67% for 2024, 24.00% for 2025, 5.00% for 2026, 4.75% for 2027, 4.60 for 2028 decreasing 10 basis points per year to an ultimate rate of 4.30% for 2031 and later years
Pharmacy	10% for 2024 and 2025, decreasing 100 basis points per year to an ultimate rate of 5.00% for 2030 and 4.30% for 2031 and later years
Inflation assumption rate	2.30%
Ad hoc post-employment benefit changes	None
Mortality assumptions:	
Service retirees, survivors, and other inactive members	Tables based on TRS experience Ultimate MP Projection Scale from year 2021.
Disability retirees	Tables based on TRS experience with Ultimate MP Projection Scale from the year 2018 using a 3-year set forward and minimum mortality rates of four per 100 male members and two per 100 female members.
Active members	Sex Distinct Pub-2010 Amount-Weighted Below-Median Income Teacher Mortality with a 2-year set forward for males with Ultimate MP Projection Scale from the year 2010.

Source: ERS 2022 Annual Comprehensive Financial Report

CLARENDON COLLEGE
NOTES TO THE FINANCIAL STATEMENTS
AUGUST 31, 2023 and 2022

Many of the actuarial assumptions used in this valuation were based on the results of actuarial experience studies performed by the ERS retirement plan actuary as of August 31, 2019 and the TRS retirement plan actuary as of August 31, 2021.

Changes Since the Prior Actuarial Valuation – Changes to the actuarial assumptions or other inputs that affected the measurement of the total OPEB liability since the prior measurement period were as follows:

- The percentage of current retirees and retiree spouses not yet eligible to participate in the HealthSelect Medicare Advantage Plan and retiree spouses who will elect to participate in the plan at the earliest date at which coverage can commence.
- The proportion of future retirees assumed to cover dependent children.
- The proportion of future retirees assumed to elect health coverage at retirement and proportions of future retirees expected to receive the Opt-Out Credit at retirement.
- Demographic assumptions for Higher Education members, including pre-retirement mortality and post-retirement mortality assumptions, termination, disability, retirement rate assumptions, and assumed salary increases.
- Annual rate of increase in the Patient-Centered Outcomes Research Institute fee payable under the Affordable Care Act.
- Assumed Per Capita Health Benefit Costs and Health Benefit Cost and Retiree Contribution trends have been updated since the previous valuation to reflect recent health plan experience and its effects on our short-term expectations.
- The discount rate assumption was changed from 2.14% to 3.59% as a result of requirements by GASB No. 75 to utilize the yield or index rate for 20-year, tax-exempt general obligation bonds rated AA/Aa (or equivalent) or higher in effect on the measurement date.

Investment Policy

The State Retiree Health Plan is a pay-as-you-go plan and does not accumulate funds in advance of retirement. The System’s Board of Trustees adopted an amendment to the investment policy in August 2017 to require that all funds in the plan be invested in short-term fixed-income securities and specify that the expected rate of return on these investments is 2.4%.

Discount Rate

Because the GBP does not accumulate funds in advance of retirement, the discount rate that was used to measure the total OPEB liability is the municipal bonds rate. The discount rate used to determine the total OPEB liability as of the beginning of the measurement year was 2.20%. The discount rate used to measure the total OPEB liability as of the end of the measurement year was 2.14%, which amounted to a decrease of 0.06%. The source of the municipal bond rate was the Bond Buyer Index of general obligation bonds with 20 years to maturity and mixed credit quality. The bonds’ average credit quality is roughly equivalent to Moody’s Investors Service’s Aa2 rating and Standard & Poor’s Corp’s AA rating.

Discount Rate Sensitivity Analysis

The following schedules show the impact of the College’s proportionate share of the collective net OPEB liability if the discount rate used was 1 percent less than and 1 percent greater than the discount rate that was used (3.59%) in measuring the net OPEB liability.

	1% Decrease <u>(2.59%)</u>	Current Rate <u>(3.59%)</u>	1% Increase <u>(4.59%)</u>
College’s proportionate share of the net OPEB liability (asset)	\$ 7,694,893	\$ 6,597,684	\$ 5,720,180

CLARENDON COLLEGE
NOTES TO THE FINANCIAL STATEMENTS
AUGUST 31, 2023 and 2022

Healthcare Trend Rate Sensitivity Analysis

The initial healthcare trend rate is 5.60% and the ultimate rate is 4.30%. The following schedule shows the impact of the college's proportionate share of the collective net OPEB liability if the healthcare cost trend rate used was 1 percent less than 1 percent greater than the healthcare cost trend rate that was used (5.60%) in measuring the net OPEB liability.

1% Decrease in Healthcare Cost Trend Rates 4.60% decreasing to 3.30%	Current Healthcare Cost Trend Rates 5.60% decreasing to 4.30%	1% Increase in Healthcare Cost Trend Rates 6.60% decreasing to 5.30%
---	--	---

College's proportionate share of the net OPEB liability	\$	5,650,009	\$	6,597,684	\$	7,807,608
--	----	-----------	----	-----------	----	-----------

OPEB Liabilities, OPEB Expense, Deferred Outflows of Resources and Deferred Inflows of Resources Related to OPEB

As of August 31, 2023, the College reported a liability of \$6,597,684 for its proportionate share of the ERS's net OPEB liability. This liability reflects a reduction for State support provided to the College for OPEB. The amount recognized by the College as its proportionate share of the net OPEB liability, the related State support, and the total portion of the net OPEB liability that was associated with the College were as follows:

College's Proportionate share of the collective net OPEB liability	\$	6,597,684
State's proportionate share that is associated with the college		3,991,646
Total	\$	10,589,330

The net OPEB liability was measured as of August 31, 2022, and the total OPEB liability used to calculate the net OPEB liability was determined by an actuarial valuation as of that date. The employer's proportion of the net OPEB liability was based on the employer's contributions to the OPEB plan relative to the contributions of all employers to the plan for the period September 1, 2021 thru August 31, 2022.

At the measurement date of August 31, 2022, the College's proportion of the collective net OPEB liability was .02282525%, which is a decrease of .00021026% from its proportion measured as of August 31, 2021.

For the year ended August 31, 2023, the College recognized OPEB expense of \$604,469 and revenue of \$145,395 for the support provided by the State.

The valuation reflects the minor benefit changes that will become effective September 1, 2022, since these changes were communicated to plan members in advance of the preparation of this report. These changes, which are not expected to have a significant impact on plan costs for Fiscal Year 2023, are provided for in the Fiscal Year 2023 Assumed Per Capita Health Benefit Costs.

CLARENDON COLLEGE
NOTES TO THE FINANCIAL STATEMENTS
AUGUST 31, 2023 and 2022

As of August 31, 2023, the College reported its proportionate share of the ERS plan's collective deferred outflows of resources and deferred inflows of resources related to the OPEB from the following sources:

	Deferred Outflows of Resources	Deferred Inflows of Resources
Difference between expected and actual economic experience	\$ -	\$ 208,165
Changes in actuarial assumptions	387,640	2,039,407
Difference between projected and actual investment earnings	1,138	-
Effect of change in proportion and contribution difference	920,344	182,629
Contributions paid subsequent to the measurement date	99,108	-
Total	\$ 1,408,230	\$ 2,430,201

The net amounts of the employer's balances of deferred outflows and inflows of resources related to OPEB will be recognized in OPEB expense below as follows:

	Year ended August 31:	OPEB Expense Amount
2024		\$ (55,663)
2025		222,539
2026		304,260
2027		354,424
2028		196,411
Thereafter		-
Total		\$ 1,021,971

Note 14: Deferred Compensation Program

College employees may elect to defer a portion of their earnings for income tax and investment purposes pursuant to authority granted in Government Code 609.001.

Note 15: Endowments

The College has received several contributions of endowed funds over the years. These endowments include land, cash, and investments. Most of the endowed funds are to be used for scholarships while maintaining the corpus. The college currently holds investments of \$1,214,492 as endowments.

Changes in endowment net assets consist of the following as of August 31:

	2023	2022
Endowment net assets, beginning of year	\$ 1,214,592	\$ 1,214,765
Contributions	-	-
Investment earnings (loss)	7,722	9,827
Scholarships	(7,822)	(10,000)
Endowment net assets, end of year	\$ 1,214,492	\$ 1,214,592

CLARENDON COLLEGE
NOTES TO THE FINANCIAL STATEMENTS
AUGUST 31, 2023 and 2022

Note 16: Ad Valorem Tax

The College's ad valorem property tax is levied each October 1 on the assessed value listed as of the prior January 1 for all real and business personal property located in the College.

Fiscal Year Ending August 31,	2023	2022
Assessed Valuation of the College	\$ 2,322,001,985	\$ 2,326,981,044
Less: Exemptions	(2,996,747)	(6,422,408)
Net Assessed Value of the College	\$ 2,319,005,238	\$ 2,320,558,636

Fiscal Year Ending August 31,	2023			2022		
	Current Operations	Debt Service	Total	Current Operations	Debt Service	Total
Authorized tax rate per \$100 valuation	\$ 0.8500	\$ 0.0000	\$ 0.8500	\$ 0.8500	\$ 0.0000	\$ 0.8500
Assessed tax rate per \$100 valuation						
Childress	0.0464	N/A	0.0464	0.0494	N/A	0.0494
Gray	0.5080	N/A	0.5080	0.5043	N/A	0.5046
Donley	0.2525	N/A	0.2525	0.2442	N/A	0.2442

Taxes Collected	2023 Current Operations	2022 Current Operations
Current taxes collected	\$ 758,172	\$ 703,952
Delinquent taxes collected	17,099	14,683
Penalties and interest collected	2,675	1,181
Total Collections	\$ 777,946	\$ 719,816

Taxes levied for the years ended August 31 2023 and 2022, were approximately \$787,374 and \$728,508, respectively, (which included penalty and interest assessed, if applicable).

Taxes are due on receipt of the tax bill and are delinquent if not paid before February 1 of the year following the year in which imposed.

Tax collections for the years ended August 31, 2023 and 2022, were 97% and 97%, respectively, of the current tax levy for the year. Property tax revenues are recognized in the year for which they are levied. The use of tax proceeds is restricted for the maintenance and operations of the College.

Note 17: Tax Abatements

The College received reduced property tax revenues as a result of abatements granted by Donley County, Texas. The abatements are intended to promote economic development in the Clarendon area. For the fiscal years ended August 31 2023 and 2022, the College's property tax revenues were reduced under these abatements by \$230,559 and \$268,780, respectively. There are no significant abatements made by the College.

CLARENDON COLLEGE
NOTES TO THE FINANCIAL STATEMENTS
AUGUST 31, 2023 and 2022

Note 18: Extension Center Maintenance Tax

A maintenance tax was established by election in 2009 and is levied by the Gray County, Texas tax office and Childress County Appraisal District. It is levied each October 1 on the assessed value listed as of the prior January 1 for all real and business personal property located in the College. Collections are transferred to the College to be used for operation of a campus at Gray and Childress counties. This revenue is reported under local grants and contracts. Collections in fiscal years 2023 and 2022 (including penalties and interest) from Gray County totaled approximately \$859,473 and \$780,393, respectively, and from Childress County totaled approximately \$287,953 and \$254,634, respectively.

Note 19: Income Taxes

The College is exempt from income taxes under Internal Revenue Code Section 115, Income of States, Municipalities, Etc., although unrelated business income may be subject to income taxes under Internal Revenue Code Section 511(a)(2)(B), Imposition of Tax on Unrelated Business Income of Charitable, Etc. Organizations. The College had no unrelated business income tax liability for the years ended August 31, 2023 and 2022.

Note 20: Related Parties

The Clarendon College Foundation (CCF) is a nonprofit organization with the sole purpose of supporting the educational and other activities of the College. The College does not appoint a voting majority of the CCF's Board of Directors, and it does not fund, nor is it obligated to pay, debt related to CCF. CCF solicits donations and acts as coordinator of gifts made by other parties as well as providing scholarships to students attending the College. During the fiscal year, the College furnished certain services, i.e., office space, utilities, and some staff assistance, to CCF for which CCF did not reimburse the College. CCF is controlled by an autonomous Board of Directors and is not considered a component unit of the College for financial reporting purposes. During the years ended August 31, 2023 and 2022, the College received funds consisting of donations and scholarships for students from CCF totaling \$0 and \$0, respectively.

The Pampa Center Foundation (PCF) was organized by the residents of the city of Pampa, Texas, to provide educational support for the Pampa Center of Clarendon College. PCF is controlled by an autonomous Board of Directors and is not considered a component unit of the College for financial reporting purposes.

Note 21: Pending Lawsuits and Claims

None as of report date.

Note 22: New Pronouncements

Accounting pronouncements adopted

In May 2020, the GASB issued Statement No. 96, Subscription-Based Information Technology Arrangements, which improves accounting and financial reporting for subscription-based information technology arrangements for government end users. The requirements of this statement are effective for fiscal years beginning after June 15, 2022, and all reporting periods thereafter. The College has adopted this standard for fiscal year 2023.

CLARENDON COLLEGE
NOTES TO THE FINANCIAL STATEMENTS
AUGUST 31, 2023 and 2022

Not adopted

In June 2022, the GASB issued Statement No. 100, Accounting Changes and Error Corrections – An Amendment of GASB Statement No. 62, which enhances accounting and financial reporting requirements and accounting changes and error corrections to provide more understandable, reliable, relevant, consistent, and comparable information for making decisions or assessing accountability. The requirements of this statement are effective for fiscal years beginning after June 15, 2023, and all reporting periods thereafter.

In June 2022, the GASB issued Statement No. 101, Compensated Absences, which updates the recognition and measurement guidance for compensated absences by aligning the recognition and measurement guidance under a unified model and by amending certain previously required disclosures. The requirements of this statement are effective for fiscal years beginning after December 15, 2023, and all reporting periods thereafter.

The College is evaluating the impact, if any, upon its financial position, results of operations or cash flows upon adoption of these statements.

Note 23: Insurance Proceeds

The College had roof damage and water damage in 2023. The damage to the College's fixed assets amounted to a reduction in net book value of \$603,203. During the year end August 31, 2023, the College received insurance proceeds totaling \$764,976. No additional insurance proceeds are expected to be received.

Note 24: Subsequent Events

Management has evaluated subsequent events through November 16, 2023; the date on which the financial statements were available for distribution.

Required Supplementary Information

CLARENDON COLLEGE
SCHEDULE OF COLLEGE'S PROPORTIONATE SHARE OF THE NET PENSION LIABILITY
FOR THE YEAR ENDED AUGUST 31, 2023 *
EXHIBIT 4

Fiscal Year Ending August 31, *	2022	2021	2020	2019	2018	2017	2016	2015	2014
College's proportionate share of collective net pension liability (%)	.0046982358	0.0050338446	0.0049034334	0.0056654335	0.0060056751	0.0051183914	0.0050057390	0.0051388000	0.0052252000
College's proportionate share of collective net pension liability (\$)	\$ 2,789,222	\$ 1,281,942	\$ 2,626,179	\$ 2,945,069	\$ 3,305,669	\$ 1,636,586	\$ 1,891,594	\$ 1,816,497	\$ 1,395,723
State's proportional share of net pension liability associated with College (\$)	1,387,218	652,090	1,335,060	-	1,751,227	1,163,776	1,320,035	1,258,424	1,097,988
Total	<u>\$ 4,176,440</u>	<u>\$ 1,934,032</u>	<u>\$ 3,961,239</u>	<u>\$ 2,945,069</u>	<u>\$ 5,056,896</u>	<u>\$ 2,800,362</u>	<u>\$ 3,211,629</u>	<u>\$ 3,074,921</u>	<u>\$ 2,493,711</u>
College's covered payroll	\$ 4,156,843	\$ 4,210,272	\$ 4,010,471	\$ 4,338,077	\$ 4,480,726	\$ 4,048,686	\$ 3,868,411	\$ 3,707,746	\$ 3,461,695
College's proportionate share of collective net pension liability as a percentage of covered payroll	67.10%	30.45%	65.48%	67.89%	73.78%	40.42%	48.90%	48.99%	40.32%
Plan fiduciary net position as percentage of total pension liability	75.62%	88.79%	75.54%	75.24%	73.74%	82.17%	78.00	78.43%	83.25

*The amounts presented above are as of the measurement date of the collective net pension liability for the respective fiscal year.

**Schedule is intended to show information for 10 years. Additional years will be displayed as they become available.

CLARENDON COLLEGE
SCHEDULE OF COLLEGE'S CONTRIBUTIONS FOR PENSIONS
LAST NINE FISCAL YEARS
EXHIBIT 5

Fiscal Year Ending August 31, *	2023**	2022**	2021**	2020**	2019**	2018**	2017**	2016**	2015**
Legally required contributions	\$ 222,184	\$ 201,699	\$ 221,249	\$ 173,117	\$ 198,808	\$ 204,323	\$ 165,775	\$ 159,045	\$ 152,162
Actual contributions	222,184	201,699	221,249	173,117	198,808	204,323	165,775	159,045	152,162
Contributions deficiency (excess)	\$ -	\$ -	\$ -	\$ -	\$ -	\$ -	\$ -	\$ -	\$ -
College's covered payroll amount	\$ 4,122,171	\$ 4,156,843	\$ 4,210,272	\$ 4,010,471	\$ 4,338,077	\$ 4,480,726	\$ 4,048,686	\$ 3,868,441	\$ 3,868,441
Contributions as a percentage of covered payroll	5.39%	4.85%	5.25%	4.32%	4.58%	4.56%	4.09%	4.11%	3.93%

*The amounts presented above are as of the College's respective fiscal year-end.

**Schedule is intended to show information for 10 years. Additional years will be displayed as they become available.

CLARENDON COLLEGE
SCHEDULE OF COLLEGE'S PROPORTIONATE SHARE OF NET OPEB LIABILITY
FOR THE YEAR ENDED AUGUST 31, 2023
EXHIBIT 6

Fiscal Year Ending August 31, *	2022**	2021**	2020**	2019**	2018**	2017**
College's proportionate share of collective net OPEB liability (%)	0.02316036	0.02282525	0.02303551	0.02212757	0.02375286	0.01669356
College's proportionate share of collective net OPEB liability (\$)	\$ 6,597,684	\$ 8,188,675	\$ 7,611,999	\$ 7,647,880	\$ 7,039,811	\$ 5,687,999
State's proportional share of net OPEB liability associated with College (\$)	3,994,646	5,386,191	4,960,069	5,768,047	4,293,156	4,830,458
Total	<u>\$ 10,592,330</u>	<u>\$ 13,574,866</u>	<u>\$ 12,572,068</u>	<u>\$ 13,415,927</u>	<u>\$ 11,332,967</u>	<u>\$ 10,518,457</u>
College's covered payroll	\$ 3,697,814	\$ 3,747,461	\$ 3,511,129	\$ 3,726,088	\$ 3,946,471	\$ 3,771,905
College's proportionate share of collective net OPEB liability as a percentage of covered payroll	178.42%	218.51%	216.80%	205.25%	178.38%	150.80%
Plan fiduciary net position as percentage of total OPEB liability	0.57%	0.38%	0.32%	0.17%	1.27%	2.04%

*The amounts presented above are as of the measurement date of the collective net pension liability for the respective fiscal year.

**Schedule is intended to show information for 10 years. Additional years will be displayed as they become available.

CLARENDON COLLEGE
SCHEDULE OF COLLEGE'S CONTRIBUTIONS FOR OPEB
FOR THE YEAR ENDED AUGUST 31, 2023
EXHIBIT 7

Fiscal Year Ending August 31, *	2023**	2022**	2021**	2020**	2019**	2018**
Legally required contributions	\$ 222,184	\$ 93,889	\$ 164,813	\$ 158,797	\$ 149,379	\$ 142,546
Actual contributions	<u>222,184</u>	<u>93,889</u>	<u>164,813</u>	<u>158,797</u>	<u>149,379</u>	<u>142,546</u>
Contributions deficiency (excess)	<u>\$ -</u>	<u>\$ -</u>	<u>\$ -</u>	<u>\$ -</u>	<u>\$ -</u>	<u>\$ -</u>
 College's covered payroll amount	 \$ 3,683,407	 \$ 3,697,814	 \$ 3,747,461	 \$ 3,511,129	 \$ 3,726,088	 \$ 3,946,471
Contributions as a percentage of covered payroll	6.03%	2.54%	4.40%	4.52%	4.01%	3.61%

*The amounts presented above are as of the College's respective fiscal year-end.

**Schedule is intended to show information for 10 years. Additional years will be displayed as they become available.

Supplemental Schedules

CLARENDON COLLEGE
SCHEDULE OF OPERATING REVENUES
FOR THE YEAR ENDED AUGUST 31, 2023
(WITH MEMORANDUM TOTALS FOR THE YEAR ENDED AUGUST 31, 2022)
SCHEDULE A

			Total Educational Activities	Auxiliary Enterprises	Totals	
	Unrestricted	Restricted			Fiscal Year 2023	Fiscal Year 2022
Tuition						
State-funded courses						
In-district resident tuition	\$ 917,945	\$ -	\$ 917,945	\$ -	\$ 917,945	\$ 837,626
Out-of-district resident tuition	874,879	-	874,879	-	874,879	1,025,705
Non-resident tuition	352,201	-	352,201	-	352,201	326,166
TPEG - credit (set aside)*	120,238	-	120,238	-	120,238	124,061
Total Tuition	2,265,263	-	2,265,263	-	2,265,263	2,313,558
Fees						
Building use fee	401,902	-	401,902	-	401,902	447,350
Out-of-district fee	420,890	-	420,890	-	420,890	454,980
General fee	791,282	-	791,282	-	791,282	851,918
Laboratory fee	489,097	-	489,097	-	489,097	444,711
Other fees	426,916	-	426,916	-	426,916	480,775
Total Fees	2,530,087	-	2,530,087	-	2,530,087	2,679,734
Scholarship Allowances and Discounts						
Scholarship allowances	(307,866)	-	(307,866)	-	(307,866)	(309,400)
Bad debt allowances	35,363	-	35,363	-	35,363	(139,990)
Remissions and exemptions - state	(76,879)	-	(76,879)	-	(76,879)	(96,553)
TPEG allowances	(55,237)	-	(55,237)	-	(55,237)	(59,901)
Other state grants	(55,458)	-	(55,458)	-	(55,458)	(52,850)
Federal grants to students	(938,766)	-	(938,766)	-	(938,766)	(1,004,214)
Other federal grants	(28,982)	-	(28,982)	-	(28,982)	(89,382)
Total Scholarship Allowances and Discounts	(1,427,825)	-	(1,427,825)	-	(1,427,825)	(1,752,290)
Total Net Tuition and Fees	3,367,525	-	3,367,525	-	3,367,525	3,241,002
Other Operating Revenues						
Federal grants and contracts	-	1,229,541	1,229,541	-	1,229,541	2,600,022
State grants and contracts	-	382,123	382,123	-	382,123	325,860
Local grants and contracts	1,130,062	-	1,130,062	-	1,130,062	1,031,423
General operating revenues	945,437	-	945,437	64,872	1,010,309	601,430
Total Other Operating Revenues	2,075,499	1,611,664	3,687,163	64,872	3,752,035	4,558,735
Auxiliary Enterprises						
Bookstore	-	-	-	33,952	33,952	42,706
Less discounts	-	-	-	-	-	-
Residential	-	-	-	1,000,905	1,000,905	1,390,161
Less discounts	-	-	-	(582,104)	(582,104)	(690,592)
Total Net Auxiliary Enterprises	-	-	-	452,753	452,753	742,275
Total Operating Revenues	\$ 5,443,024	\$ 1,611,664	\$ 7,054,688	\$ 517,625	\$ 7,572,313	\$ 8,542,012
					(Exhibit 2)	(Exhibit 2)

* - In accordance with Education Code 56.033, \$120,238 and \$124,061 for years August 31, 2023 and 2022, respectively, of tuition was set aside for Texas Public Education Grants (TPEG).

CLARENDON COLLEGE
STATEMENT OF OPERATING EXPENSES BY OBJECT
FOR THE YEAR ENDED AUGUST 31, 2023
(WITH MEMORANDUM TOTALS FOR THE YEAR ENDED AUGUST 31, 2022)
SCHEDULE B

	Operating Expenses				Totals	
	Salaries And Wages	Benefits		Other Expenses	Fiscal Year 2023	Fiscal Year 2022
		State	Local			
Unrestricted - Educational and General						
Instruction	\$ 2,320,581	\$ -	\$ 530,773	\$ 454,961	\$ 3,306,315	\$ 3,727,240
Academic support	389,993	-	7,870	31,521	429,384	429,232
Student services	439,355	-	28,554	99,288	567,197	564,437
Institutional support	565,958	-	11,016	1,047,088	1,624,062	2,003,184
Operation and maintenance of plant	425,809	-	146,092	1,029,175	1,601,076	1,289,664
Total Unrestricted	<u>4,141,696</u>	<u>-</u>	<u>724,305</u>	<u>2,662,033</u>	<u>7,528,034</u>	<u>8,013,757</u>
Restricted - Educational and General						
Instruction	-	400,832	-	10,410	411,242	441,390
Academic support	-	76,610	-	-	76,610	87,098
Student services	-	100,022	-	-	100,022	110,776
Institutional support	53,365	157,300	-	350,405	561,070	1,976,542
Scholarships and fellowships	-	-	-	743,093	743,093	745,516
Total Restricted	<u>53,365</u>	<u>734,764</u>	<u>-</u>	<u>1,103,908</u>	<u>1,892,037</u>	<u>3,361,322</u>
Total Educational and General	<u>4,195,061</u>	<u>734,764</u>	<u>724,305</u>	<u>3,765,941</u>	<u>9,420,071</u>	<u>11,375,079</u>
Auxiliary Enterprises	420,995	-	104,976	1,150,529	1,676,500	1,724,812
Depreciation expense - buildings and other real estate	-	-	-	991,080	991,080	770,387
Total Operating Expenses	<u>\$ 4,616,056</u>	<u>\$ 734,764</u>	<u>\$ 829,281</u>	<u>\$ 5,907,550</u>	<u>\$ 12,087,651</u> (Exhibit 2)	<u>\$ 13,870,278</u> (Exhibit 2)

The accompanying notes are an integral part of the financial statements.

CLARENDON COLLEGE
SCHEDULE OF NON-OPERATING REVENUES AND EXPENSES
FOR THE YEAR ENDED AUGUST 31, 2023
(WITH MEMORANDUM TOTALS FOR THE YEAR ENDED AUGUST 31, 2022)
SCHEDULE C

	Unrestricted	Restricted	Auxiliary Enterprises	Totals	
				Fiscal Year 2023	Fiscal Year 2022
NON-OPERATING REVENUES:					
State Appropriations					
Education and general state support	\$ 3,384,271	\$ -	\$ -	\$ 3,384,271	\$ 3,384,272
State group insurance	-	-	-	-	-
State retirement matching	-	-	-	-	-
Total State Appropriations	<u>3,384,271</u>	<u>-</u>	<u>-</u>	<u>3,384,271</u>	<u>3,384,272</u>
Maintenance ad valorem taxes	783,059	-	-	783,059	713,469
Federal revenue, non-operating	1,818,697	-	-	1,818,697	1,974,467
Gifts	72,588	-	-	72,588	22,693
Rental income	10,625	-	-	10,625	3,000
Investment income	31,227	497	-	31,724	34,366
Total Non-Operating Revenues	<u>6,100,467</u>	<u>497</u>	<u>-</u>	<u>6,100,964</u>	<u>6,132,267</u>
NON-OPERATING (REVENUES) EXPENSES:					
Interest on capital related debt	108,747	-	-	108,747	103,356
Loss (gain) on disposal of assets	603,203	-	-	603,203	(297,669)
Contributions in aid of construction	-	-	-	-	-
Other non-operating income	-	-	-	-	-
Total Non-Operating Expenses	<u>711,950</u>	<u>-</u>	<u>-</u>	<u>711,950</u>	<u>(194,313)</u>
NET NON-OPERATING (REVENUES) EXPENSES	<u>\$ 5,388,517</u>	<u>\$ 497</u>	<u>\$ -</u>	<u>\$ 5,389,014</u>	<u>\$ 6,326,580</u>
				(Exhibit 2)	(Exhibit 2)

The accompanying notes are an integral part of the financial statements.

CLARENDON COLLEGE
SCHEDULE OF NET POSITION BY SOURCE AND AVAILABILITY
FOR THE YEAR ENDED AUGUST 31, 2023
(WITH MEMORANDUM TOTALS FOR THE YEAR ENDED AUGUST 31, 2022)
SCHEDULE D

	Detail by Source					Available for Current Operations	
	Unrestricted	Restricted		Capital Assets Net of Depreciation and Related Debt	Total	Yes	No
		Expendable	Non-Expendable				
Current:							
Unrestricted	\$ (2,946,820)	\$ -	\$ -	\$ -	\$ (2,946,820)	\$ (2,946,820)	\$ -
Board Designated	945,784	-	-	-	945,784	-	945,784
Restricted	-	604,909	-	-	604,909	604,909	-
Auxiliary enterprises	(6,402,553)	-	-	-	(6,402,553)	(6,402,553)	-
Loan Endowment:							
Quasi:							
Unrestricted	-	-	-	-	-	-	-
Restricted	-	-	-	-	-	-	-
Endowment							
True	-	-	1,214,492	-	1,214,492	-	1,214,492
Term (per instructions at maturity)	-	-	-	-	-	-	-
Life income contracts	-	-	-	-	-	-	-
Annuities	-	-	-	-	-	-	-
Plant:							
Unexpended	-	-	-	-	-	-	-
Renewals	-	-	-	-	-	-	-
Debt Service	-	-	-	-	-	-	-
Investment in Plant	-	-	-	17,294,581	17,294,581	-	17,294,581
Total Net Position, August 31, 2023	<u>(8,403,589)</u>	<u>604,909</u>	<u>1,214,492</u>	<u>17,294,581</u>	<u>10,710,393</u>	<u>(8,744,464)</u>	<u>19,454,857</u>
Total Net Position, August 31, 2022	<u>(8,104,966)</u>	<u>608,175</u>	<u>1,214,592</u>	<u>16,118,916</u>	<u>9,836,717</u>	<u>(7,496,791)</u>	<u>17,333,508</u>
Net Increase (Decrease) in Net Position	<u>\$ (298,623)</u>	<u>\$ (3,266)</u>	<u>\$ (100)</u>	<u>\$ 1,175,665</u>	<u>\$ 873,676</u> (Exhibit 2)	<u>\$ (1,247,673)</u>	<u>\$ 2,121,349</u>

The accompanying notes are an integral part of the financial statements.

CLARENDON COLLEGE
Schedule of Expenditures of Federal Awards
For the Year Ended August 31, 2023
Schedule E

Federal Grantor/Pass Through Grantor/ Program Title	Assistance Listing Number	Pass-Through Grantor's Number	Direct Awards	Pass-Through Awards	Total Expenditures
U.S. Department of Education					
Direct Programs:					
Student Financial Assistance Cluster					
Federal Supplemental Educational Opportunity Grants	84.007		\$ 37,801	\$	\$ 37,801
Federal Work-Study Program	84.033		31,633		31,633
Federal Pell Grant Program	84.063		1,749,263		1,749,263
Federal Direct Student Loans	84.268		1,117,669		1,117,669
Total Student Financial Aid Cluster			2,936,366		2,936,366
Education Stabilization Fund / Higher Education Emergency Relief Funds					
CARES - Student Aid Portion	84.425E		312,759		312,759
CARES - Institutional Portion	84.425F		534,094		534,094
CARES - Strengthening Institutions	84.425M		97,913		97,913
Total Education Stabilization Fund			944,766		944,766
Passed Through From:					
Texas Higher Education Coordinating Board					
Career & Technical Education-Basic Grants	84.048	194233		92,385	72,384
Total U.S. Department of Education					3,953,516
U.S. Department of Agriculture Rural Utilities Service					
Direct Programs:					
Distance Learning and Telemedicine Grant	10.855		205,159		205,159
Total U.S. Department of Agriculture Rural Utilities Service					205,159
Total Federal Financial Assistance					\$ 4,158,675
Note 1: Federal Assistance Reconciliation					
Federal Grants and Contracts From Schedule A					\$ 1,229,541
Federal Grants, Non-Operating From Schedule C					1,818,697
Total Federal Revenues Per Schedule A and C					3,048,238
Direct Student Loans					1,117,669
Unexpended revenue to be returned to the granting agency					(7,232)
Total Federal Revenues per Schedule of Expenditures of Federal Awards					\$ 4,158,675

Note 2: Significant accounting policies used in preparing the schedule.
The expenditures included in the schedule are reported for the College's fiscal year. Expenditure reports to funding agencies are prepared on the award period basis. The expenditures reported above represent funds which have been expended by the College for the purposes of the award. The expenditures reported above may not have been reimbursed by the funding agencies as of the end of the fiscal year. Some amounts reported in the schedule may differ from amounts used in the preparation of the general purpose financial statements. Separate accounts are maintained for the different awards to aid in the observance of limitations and restrictions imposed by the funding agencies. The College has followed all applicable guidelines issued by various entities in the preparation of the schedule. Since the College has an agency-approved Indirect Recovery Rate it has elected to not use the 10% de minimis cost rate as permitted in the UG, section 200.414.

Note 3: Student Loans Processed and Administrative Cost Recovery

Federal Grantor CFDA Number/Program Name	Total Loans Processed
U.S Department of Education CFDA 84.268 Federal Direct Student Loans	\$ 1,117,669
Total U.S. Department of Education	\$ 1,117,669

(There were no administrative costs recovered and included in above amount)

Note 4: Pass through amounts included in program expenditures:
All pass through amounts are identified in the schedule.

CLARENDON COLLEGE
Schedule of Expenditures of State Awards
For the Year Ended August 31, 2023
Schedule F

Grantor Agency/Program Title	Grant Contract Number	Expenditures
<u>Texas Workforce Commission</u>		
Workforce Investment Act Program		\$ 96,619
Adult Education & Literacy Program		75,352
Total Workforce Commission		171,971
<u>Texas Higher Education Coordinating Board</u>		
Direct Programs:		
Texas Education Opportunities Grant		105,571
Texas College Work-Study Program		4,831
Educational Aide Exemption		10,277
Texas Reskilling and Upskilling through Education		37,685
Total Texas Higher Education Coordinating Board		158,364
<u>Texas Health and Human Services</u>		
Texas Rehab Tuition Waiver		801
Total Texas Health and Human Services		801
<u>Texas Department of Criminal Justice</u>		
TDCJ State Grant		104,172
Total Texas Department of Criminal Justice		104,172
Total State Financial Assistance		\$ 435,308

Note 1: State Assistance Reconciliation

State Revenues - per Schedule A:		
State Financial Assistance per Schedule of Expenditures of State Awards		\$ 435,308
Return of revenue recognized in a prior period		(53,185)
Total State Revenue per Schedule A		\$ 382,123

Note 2: Significant Accounting Policies Used in Preparing the Schedule

The accompanying schedule is presented using the accrual basis of accounting. See Note 2 to the financial statements for the College's significant accounting policies. These expenditures are reported on the College's fiscal year. Expenditure reports to funding agencies are prepared on the award period basis.

Overall Compliance and Internal Control Section

November 16, 2023

**To the Board of Regents
Clarendon College
Clarendon, Texas**

**INDEPENDENT AUDITOR'S REPORT ON INTERNAL CONTROL OVER FINANCIAL REPORTING AND
ON COMPLIANCE AND OTHER MATTERS BASED ON AN AUDIT OF FINANCIAL STATEMENTS
PERFORMED IN ACCORDANCE WITH GOVERNMENT AUDITING STANDARDS**

We have audited, in accordance with the auditing standards generally accepted in the United States of America and the standards applicable to financial audits contained in *Government Auditing Standards* issued by the Comptroller General of the United States, the financial statements of the business-type and fiduciary activities of Clarendon College, as of and for the year ended August 31, 2023, and the related notes to the financial statements, which collectively comprise Clarendon College's basic financial statements, and have issued our report thereon dated November 16, 2023.

Report on Internal Control Over Financial Reporting

In planning and performing our audit of the financial statements, we considered Clarendon College's internal control over financial reporting (internal control) as a basis for designing audit procedures that are appropriate in the circumstances for the purpose of expressing our opinions on the financial statements, but not for the purpose of expressing an opinion on the effectiveness of Clarendon College's internal control. Accordingly, we do not express an opinion on the effectiveness of Clarendon College's internal control.

A *deficiency in internal control* exists when the design or operation of a control does not allow management or employees, in the normal course of performing their assigned functions, to prevent, or detect and correct, misstatements on a timely basis. A *material weakness* is a deficiency, or a combination of deficiencies, in internal control, such that there is a reasonable possibility that a material misstatement of the entity's financial statements will not be prevented, or detected and corrected, on a timely basis. A *significant deficiency* is a deficiency, or a combination of deficiencies, in internal control that is less severe than a material weakness, yet important enough to merit attention by those charged with governance.

Our consideration of internal control was for the limited purpose described in the first paragraph of this section and was not designed to identify all deficiencies in internal control that might be material weaknesses or, significant deficiencies. Given these limitations, during our audit, we did not identify any deficiencies in internal control that we consider to be material weaknesses. However, material weaknesses or significant deficiencies may exist that were not identified.

Report on Compliance and Other Matters

As part of obtaining reasonable assurance about whether Clarendon College's financial statements are free from material misstatement, we performed tests of its compliance with certain provisions of laws, regulations, contracts, and grant agreements (including the Public Funds Investment Act Chapter 2256, Texas Government Code), noncompliance with which could have a direct and material effect on the financial statements. However, providing an opinion on compliance with those provisions was not an objective of our audit, and accordingly, we do not express such an opinion. The results of our tests disclosed no instances of noncompliance or other matters that are required to be reported under *Government Auditing Standards* or the Public Funds Investment Act.

Purpose of This Report

The purpose of this report is solely to describe the scope of our testing of internal control and compliance and the results of that testing, and not to provide an opinion on the effectiveness of the entity's internal control or compliance. This report is an integral part of an audit performed in accordance with *Government Auditing Standards* in considering the entity's internal control and compliance. Accordingly, this communication is not suitable for any other purpose.

A handwritten signature in cursive script that reads "Condly and Company, L.L.P.".

Certified Public Accountants

Federal Awards Section

November 16, 2023

**To the Board of Regents
Clarendon College
Clarendon, Texas**

INDEPENDENT AUDITOR'S REPORT ON COMPLIANCE FOR EACH MAJOR FEDERAL PROGRAM
AND REPORT ON INTERNAL CONTROL OVER COMPLIANCE REQUIRED BY THE UNIFORM
GUIDANCE

Report on Compliance for Each Major Federal Program

Opinion on Each Major Federal Program

We have audited Clarendon College's compliance with the types of compliance requirements identified as subject to audit in the *OMB Compliance Supplement* that could have a direct and material effect on each of Clarendon College's major federal programs for the year ended August 31, 2023. Clarendon College's major federal programs are identified in the summary of auditor's results section of the accompanying schedule of findings and questioned costs.

In our opinion, Clarendon College complied, in all material respects, with the compliance requirements referred to above that could have a direct and material effect on each of its major federal programs for the year ended August 31, 2023.

Basis for Opinion on Each Major Federal Program

We conducted our audit of compliance in accordance with auditing standards generally accepted in the United States of America (GAAS); the standards applicable to financial audits contained in *Government Auditing Standards* issued by the Comptroller General of the United States (*Government Auditing Standards*); and the audit requirements of Title 2 U.S. *Code of Federal Regulations* Part 200, *Uniform Administrative Requirements, Cost Principles, and Audit Requirements for Federal Awards* (Uniform Guidance). Our responsibilities under those standards and the Uniform Guidance are further described in the Auditor's Responsibilities for the Audit of Compliance section of our report.

We are required to be independent of Clarendon College and to meet our other ethical responsibilities, in accordance with relevant ethical requirements relating to our audit. We believe that the audit evidence we have obtained is sufficient and appropriate to provide a basis for our opinion on compliance for each major federal program. Our audit does not provide a legal determination of Clarendon College's compliance with the compliance requirements referred to above.

Responsibilities of Management for Compliance

Management is responsible for compliance with the requirements referred to above and for the design, implementation, and maintenance of effective internal control over compliance with the requirements of laws, statutes, regulations, rules, and provisions of contracts or grant agreements applicable to Clarendon College's federal programs.

Auditor's Responsibilities for the Audit of Compliance

Our objectives are to obtain reasonable assurance about whether material noncompliance with the compliance requirements referred to above occurred, whether due to fraud or error and express an opinion on Clarendon College's compliance based on our audit. Reasonable assurance is a high level of assurance but is not absolute assurance and therefore is not a guarantee that an audit conducted in accordance with GAAS, *Government Auditing Standards*, and the Uniform Guidance will always detect material noncompliance when it exists. The risk of not detecting material noncompliance resulting from fraud is higher than that resulting from error, as fraud may involve collusion, forgery, intentional omissions, misrepresentations, or the override of internal control. Noncompliance with the compliance requirements referred to above is considered material, if there is a substantial likelihood that, individually or in the aggregate, it would influence the judgment made by a reasonable user of the report on compliance about Clarendon College's compliance with the requirements of each major federal program as a whole.

In performing an audit in accordance with GAAS, *Government Auditing Standards* and the Uniform Guidance, we

- Exercise reasonable judgment and maintain professional skepticism throughout the audit.
- Identify and assess the risks of material noncompliance, whether due to fraud or error, and design and perform audit procedures responsive to those risks. Such procedures include examining, on a test basis, evidence regarding Clarendon College's compliance with the compliance requirements referred to above and performing such other procedures as we consider necessary in the circumstances.
- Obtain an understanding of Clarendon College's internal control over compliance relevant to the audit in order to design audit procedures that are appropriate in the circumstances and to test and report on internal control over compliance in accordance with the Uniform Guidance, but not for the purpose of expressing an opinion on the effectiveness of Clarendon College's internal control over compliance. Accordingly, no such opinion is expressed.

We are required to communicate with those charged with governance regarding among other matters, the planned scope and timing of the audit and any significant deficiencies and material weaknesses in internal control over compliance that we identified during the audit.

Report on Internal Control Over Compliance

Our consideration of internal control over compliance was for the limited purpose described in the Auditor's Responsibilities for the Audit of Compliance section above and was not designed to identify all deficiencies in internal control over compliance that might be material weaknesses or significant deficiencies in internal control over compliance and therefore, material weaknesses or significant deficiencies may exist that were not identified. We did not identify any deficiencies in internal control over compliance that we consider to be material weaknesses. However, as discussed below, we did identify a certain deficiency in internal control over compliance that we consider to be a significant deficiency.

A deficiency in internal control over compliance exists when the design or operation of a control over compliance does not allow management or employees, in the normal course of performing their assigned functions, to prevent, or detect and correct, noncompliance with a type of compliance requirement of a federal or state program on a timely basis. A *material weakness in internal control over compliance* is a deficiency, or combination of deficiencies, in internal control over compliance, such that there is a reasonable possibility that material noncompliance with a type of compliance requirement of a federal or state program will not be prevented, or detected and corrected, on a timely basis. A *significant deficiency in internal control over compliance* is a deficiency, or a combination of deficiencies, in internal control over compliance with a type of compliance requirement of a federal or state program that is less severe than a material weakness in internal control over compliance, yet important enough to merit attention by those charged with governance. We consider the deficiency in internal control over compliance described in the accompanying schedule of findings and questioned costs as item 2023-001 to be a significant deficiency.

Our audit was not designed for the purpose of expressing an opinion on the effectiveness of internal control over compliance. Accordingly, no such opinion is expressed.

Government Auditing Standards require the auditor to perform limited procedures on Clarendon College's response to the internal control over compliance finding identified in our audit described in the accompanying schedule of findings and questioned costs. Clarendon College's response was not subject to the other auditing procedures applied in the audit of compliance and, accordingly, we express no opinion on the response.

The purpose of this report on internal control over compliance is solely to describe the scope of our testing of internal control over compliance and the results of that testing based on the requirements of the Uniform Guidance. Accordingly, this report is not suitable for any other purpose.

Condly and Company, L.L.P.

Certified Public Accountants

CLARENDON COLLEGE
SCHEDULE OF FINDINGS AND QUESTIONED COSTS

For the Year Ended August 31, 2023

SECTION I – SUMMARY OF AUDITOR’S RESULTS

Financial Statements

Type of auditor’s report issued:	Unmodified
Internal control over financial reporting:	
• Material weakness identified?	No
• Significant deficiencies identified that are not considered to be material weaknesses?	None reported
Noncompliance material to financial statements?	No

Federal Awards

Internal controls over major programs:	
• Material weakness identified?	No
• Significant deficiencies identified that are not considered to be material weaknesses?	Yes
Type of auditor’s report issued on compliance for major programs:	Unmodified
Any audit findings disclosed that are required to be reported in accordance with 2 CFR 200.516(a)?	Yes

Identification of major programs:

<u>Assistance Listing Number(s)</u>	<u>Name of Federal Program or Cluster</u>
84.007, 84.033, 84.063, 84.268	Student Financial Aid Cluster
84.425E, 84.425F, 84.425M	Education Stabilization Fund

Dollar threshold used to distinguish between Type A and Type B programs:	\$750,000 (Federal)
--	---------------------

Auditee qualified as low-risk auditee?	Yes
--	-----

SECTION II – FINANCIAL STATEMENT FINDINGS

The results of our audit procedures disclosed no findings to be reported for the year ended August 31, 2023.

CLARENDON COLLEGE
SCHEDULE OF FINDINGS AND QUESTIONED COSTS

For the Year Ended August 31, 2023

SECTION III – FEDERAL AWARD FINDINGS AND QUESTIONED COSTS

A. Compliance Findings

2023-001
Cluster Name: Student Financial Aid Cluster
Assistance Listing Numbers and Names: 84.007 Federal SEOG
84.033 Federal Work Study
84.063 Federal Pell Grant
84.268 Federal Direct Loans
Federal Agency: U. S. Department of Education
Compliance Requirement: Enrollment Reporting
Questioned Costs: Not applicable

Criteria: In accordance with CFR section 685.200(a)(2)(i), "A Direct Subsidized Loan borrower must demonstrate financial need in accordance with title IV, part F of the Act". 20 U.S. Code 1087kk, "Except as otherwise provided therein, the amount of need of any student for financial assistance under this subchapter (except subparts [1] 1 or 2 of part A of this subchapter) is equal to: the cost of attendance of such student, minus the expected family contribution for such student, minus estimated financial assistance not received under this subchapter (as defined in section 1087vv(j) of this title)."

Condition: We reviewed a sample of 40 students who received financial aid during the fiscal year. Out of the 40 students tested, 1 student was awarded aid in excess of the calculated financial need for the semester.

Population and Sample Size:

	Number	Dollars	Questioned Cost
Population	552	\$ 2,936,366	\$ N/A
Sample	40	240,276	N/A
Not in compliance	1	8,238	503

Effect: The student being granted federal aid in an amount higher than the calculated need can result in unintended financial burden on the student, resulting in increased debt obligations upon graduation. On a systematic level, this condition may result in the College over-rewarding students who do not have a need for aid.

Cause: The process for calculating financial need is the responsibility of the College. The Financial Aid Office is responsible for determining student financial need and making adjustments to federal loan amounts when scholarships and grants are received by the students, as well as if the enrollment status changes between full time and part time. This student dropped from full time to part time during the semester, and the adjustment to the subsidized loan amount was not made or transferred to the unsubsidized loan.

Recommendation: We recommend the College evaluate and enhance the college's financial aid awarding procedures to prevent future instances of over-awarding. We recommend the College establish a system for ongoing monitoring of financial aid awards to identify and address discrepancies in a timely manner. Regularly review and update policies and procedures to adapt to changes in regulations and best practices.

CLARENDON COLLEGE
SCHEDULE OF FINDINGS AND QUESTIONED COSTS

For the Year Ended August 31, 2023

Views of responsible official and planned corrective actions:

Management agrees with the finding as noted above and the financial aid office will review and update policies and procedures in the *Clarendon College Financial Aid Handbook* to establish system for ongoing monitoring of financial aid awards in order to identify and address discrepancies and potential over-awards in a timely manner. The system will include monitoring Cost Of Attendance, enrollment status, and unmet need. The policy/procedure will be reviewed and submitted for adoption by the CC Board of Regents for the *Clarendon College Financial Aid Handbook* by February 2024.



Corrective Action Plan for Audit Finding 2023-001

Recommendation: We recommend the College evaluate and enhance the college's financial aid awarding procedures to prevent future instances of over-awarding. We recommend the College establish a system for ongoing monitoring of financial aid awards to identify and address discrepancies in a timely manner. Regularly review and update policies and procedures to adapt to changes in regulations and best policies.

Corrective Action: The college financial aid office will review and update policies and procedures in the *Clarendon College Financial Aid Handbook* to establish system for ongoing monitoring of financial aid awards in order to identify and address discrepancies and potential over-awards in a timely manner. The system will include monitoring Cost Of Attendance, enrollment status, and unmet need. The policy/procedure will be reviewed and submitted for adoption by the CC Board of Regents for the *Clarendon College Financial Aid Handbook* by February 2024.

CLARENDON COLLEGE
SUMMARY SCHEDULE OF PRIOR AUDIT FINDINGS

For the Year Ended August 31, 2023

There were no findings identified for the year ended August 31, 2022.